



CHIP - Working Age Workgroup (WAG)

January 14, 2021 @ 4 - 4:30pm

The CHIP partnership is an innovative collaboration between Jefferson Healthcare (JCH), the City of Port Townsend, and Jefferson County Public Health (JCPH), devoted to identifying the most pressing health priorities for Jefferson County and activate efforts that will lead to improvements



Agenda – 1/14 – CHIP WAG Meeting

- Welcome and Introductions - All / 5 Minutes
- Overview of Ground Rules and Commitment- John Nowak / 5 Minutes
- Data Review - How did we get here? - John Nowak / 15 minutes
- Next Steps / How We Will Proceed - John Nowak / 5 minutes



Welcome and Introductions



Overview of Ground Rules

- Assume good intentions
- Keep open, positive and receptive atmosphere
- Focus on the issue, not the person
- Allow others to speak without interruption
- All ideas are welcome
- Avoid side conversations
- Accept that your way might not be the only way
- Keep Zoom microphone muted, unless speaking
- No one is better or more important than anyone else
- Make sure everyone is together before moving forward



Commitment to the Work of the Team

- Team's commitment will be key element to success
- Even though there may be disputes, people need to come back together and be one functioning unit
- High levels of respect and trust are needed within the group
- Everyone needs to get on board
- Everyone in the group should feel valued, respected and recognized.



Purpose and Overall Plan of the Team

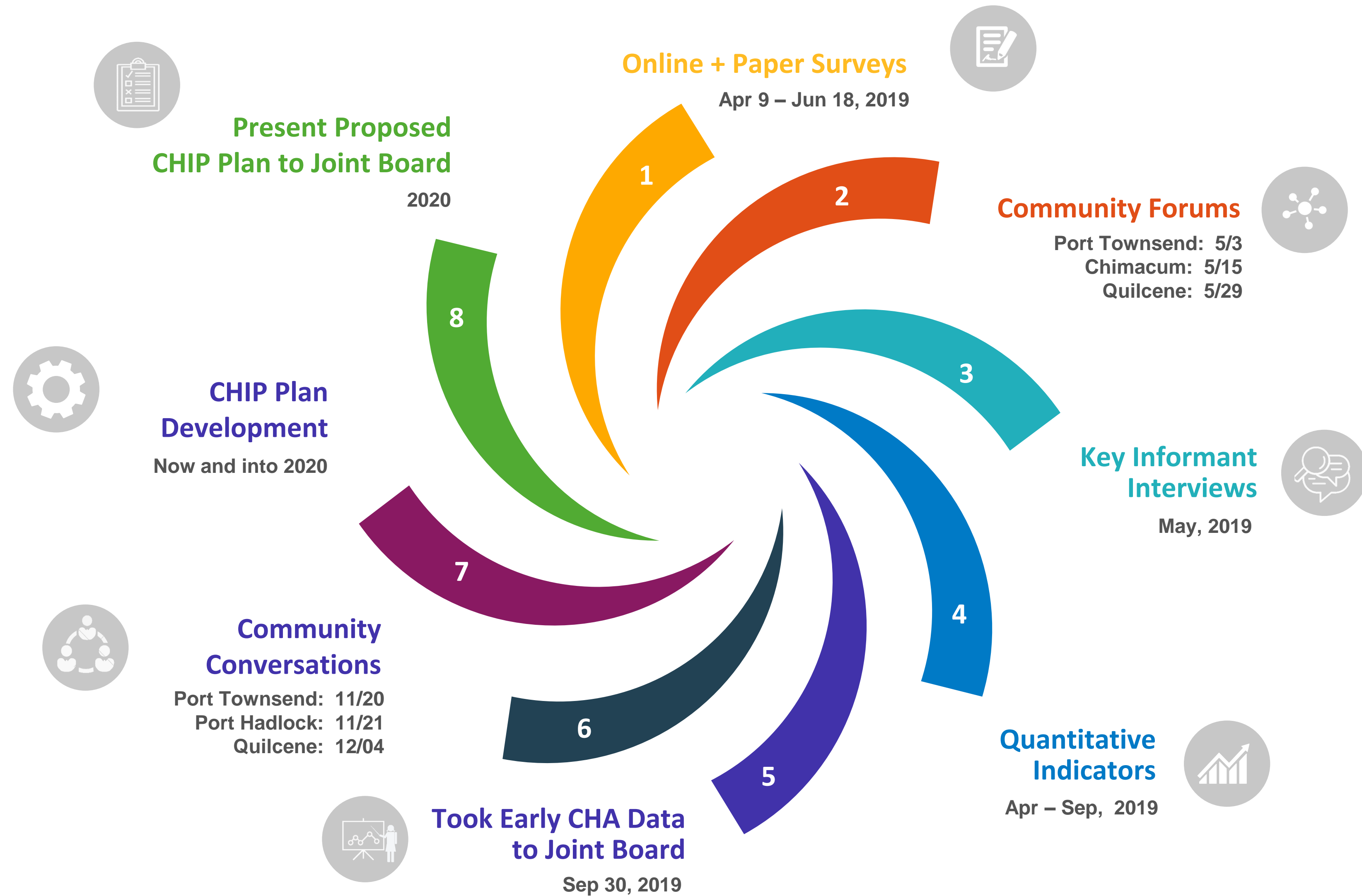
- Teams meet to accomplish actions that will lead to improvement of health outcomes for residents of Jefferson County
- Teams are multidisciplinary and meet regularly
- Developing links between agencies is critical
- Review data and establish metrics for success
- Plan for improvement should be concrete and actionable
- It should include timelines for implementation and a plan to measure outcomes
- Part of the process includes a review of evidence-based research on current best practices in your area



Data Review



Developing Insight Using Narrative and Numbers





How We Got Here

- The CHIP focus for 2019 was completion of Community Health Assessment (CHA)
- This work was completed and presented to Joint Board in September 2019
- Complete report presentations were made throughout the community October through December 2019
- The Priority Team reviewed the CHA data late in October 2020 and began prioritization in November 2020
- At the November Meeting the Priority Team decided to look at these issues using different “Age Bands” to segregate issue



Age-Band: Working Age – Ordered Multi-voting Results

	Multi-Votes
Improve Access to Behavioral Health Services	22
Social Determinants: Housing, Poverty, Transport, etc.	15
Crisis Stabilization Center	13
Funding uninsured, and underinsured	7
Chronic Disease Prevention	4
Improved Care Coordination	2
Health Impacts of Climate Change	1



Community Survey Summary

Top five biggest day-to-day challenges for individuals or their family

TOP FIVE BIGGEST DAY-TO-DAY CHALLENGES FOR INDIVIDUALS OR THEIR FAMILY:				
	JEFFERSON COUNTY	PORT TOWNSEND	TRI-AREA	JEFFERSON SOUTH
1	Stress	Stress	Stress	Income
2	Income	Income	Income	Stress
3	Physical activity	Physical activity	Physical activity	Health problems
4	Health problems	Health problems	Health problems	Physical activity
5	Housing	Housing	Housing	Health care



Community Survey Summary

Top 5 things to change to improve health and well-being

TOP FIVE THINGS INDIVIDUALS WOULD LIKE TO SEE CHANGE TO IMPROVE HEALTH AND WELL-BEING IN JEFFERSON COUNTY:


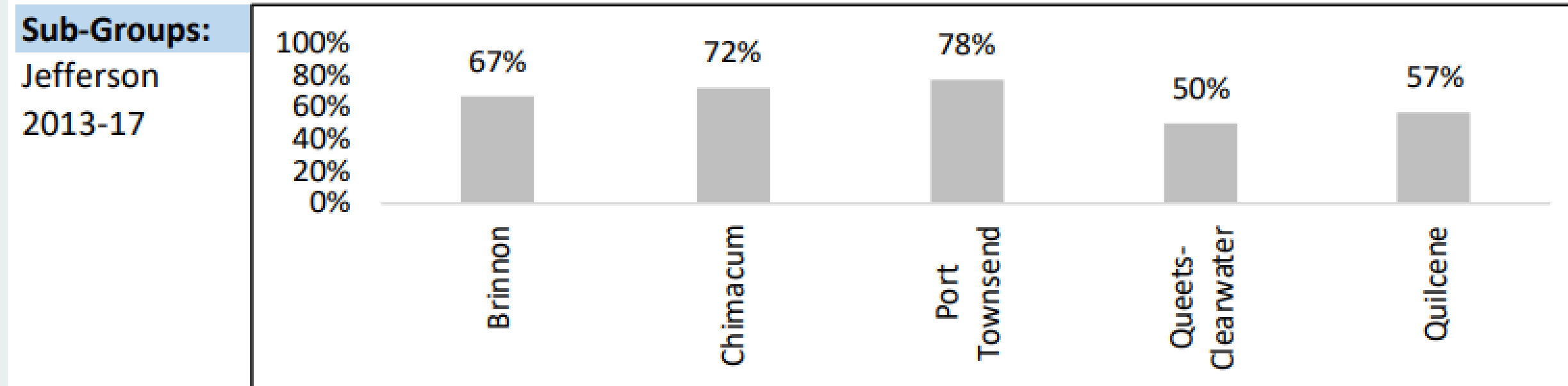
	JEFFERSON COUNTY	PORT TOWNSEND	TRI-AREA	JEFFERSON SOUTH
1	More affordable housing	More affordable housing	More affordable housing	More/better jobs
2	More/better jobs	More/better jobs	More/better jobs	More affordable housing
3	Better access to mental health care	Better access to mental health care	Less substance use/abuse	Less substance use/abuse
4	Less substance use/abuse	More help for residents dealing with stress, mental health,	Less poverty	Better access to dental care
5	Less poverty	Less substance use/abuse	Better access to mental health care	Less poverty



Educational Attainment in Jefferson County

The percentage of population age 25 and older who have at least some college education

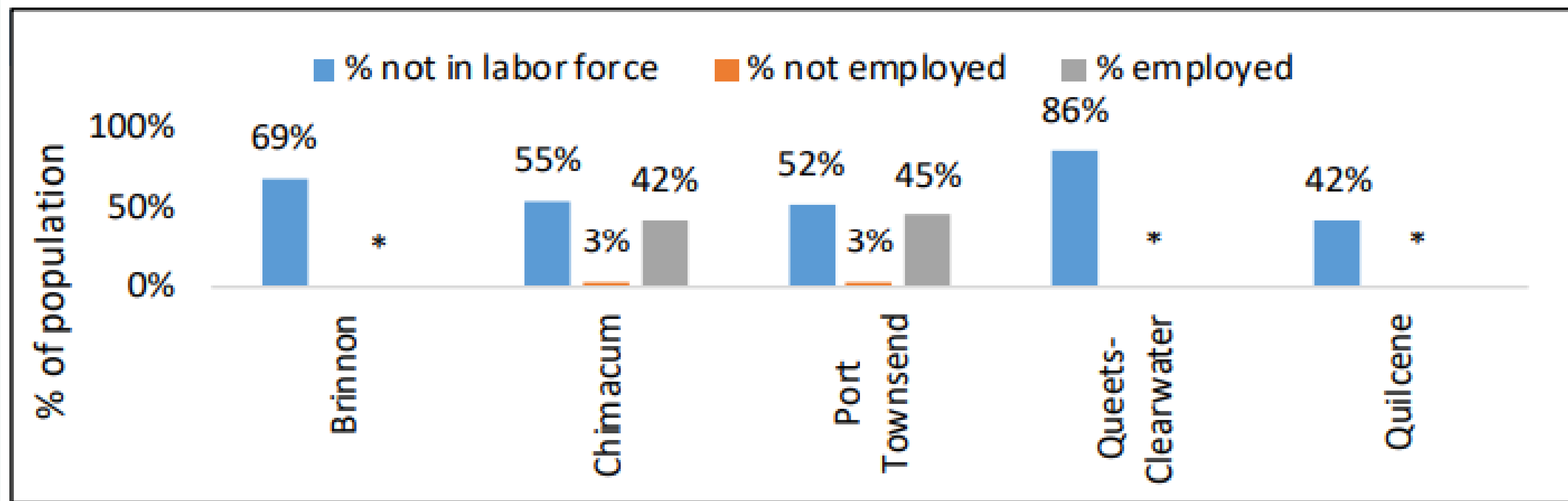
Percentage	Early year		Recent years 2013-17	Statistical comparison of 2008-12 and 2013-17	
	2000	2008-12			
Jefferson County	64%	71%	74%		n/a
Washington State	62%	66%	68%		n/a
Statistical comparison: Jefferson vs. Washington:					
Estimated number of Jefferson residents each year:			18,438		





Employment Status in Jefferson County

2013-2017 employment status data shown by geographic area

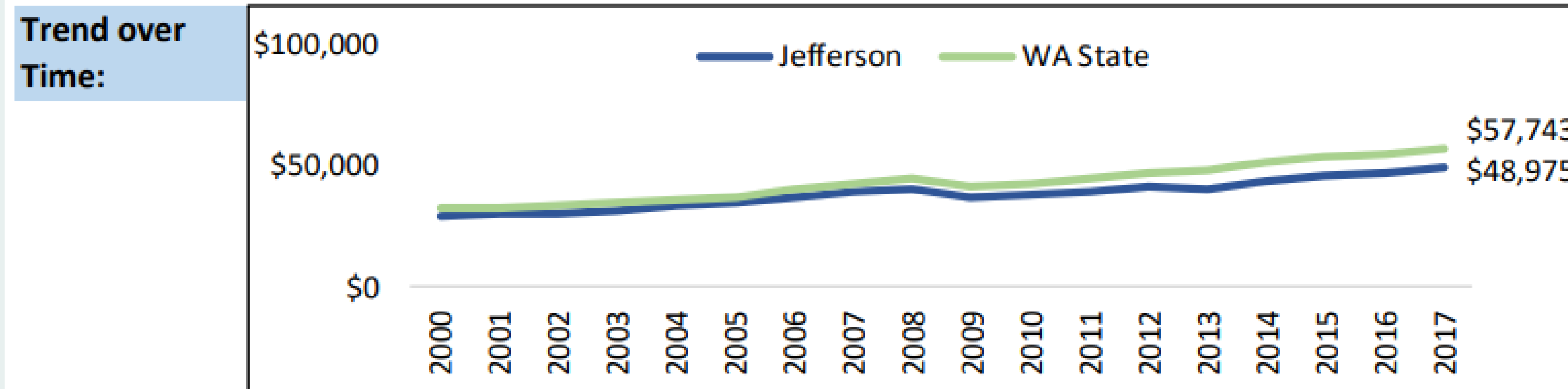




Income and Poverty in Jefferson County

Average earnings per job

	Early year 2000	2010	Recent year 2017	Statistical trend since 2000
Jefferson County	\$28,952	\$37,980	\$48,975	Annual change: 2.8%
Washington State	\$32,858	\$42,524	\$57,743	Annual change: 3.4%
Comparison: Jefferson vs. Washington:				

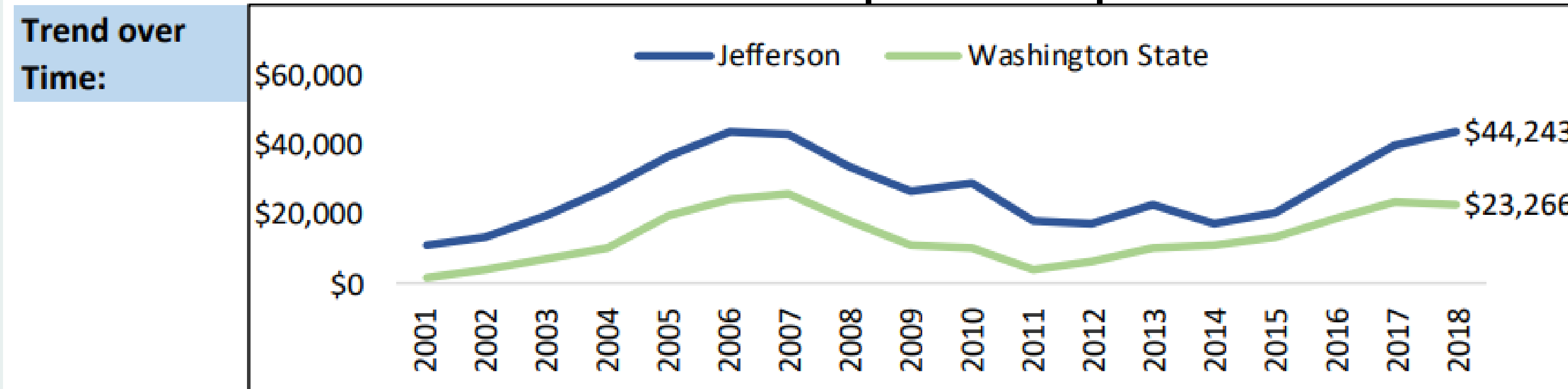




Affordable Housing Gap in Jefferson County

In 2018 income needed to afford a median priced house was ~ \$44k more than the average resident income

	Early year		Recent year	Statistical trend	
	2001	2011		since 2001	
Jefferson County	\$10,914	\$18,372	\$44,243		n/a
Washington State	\$2,212	\$4,207	\$23,266		n/a
Statistical comparison: Jefferson vs. Washington:			higher		

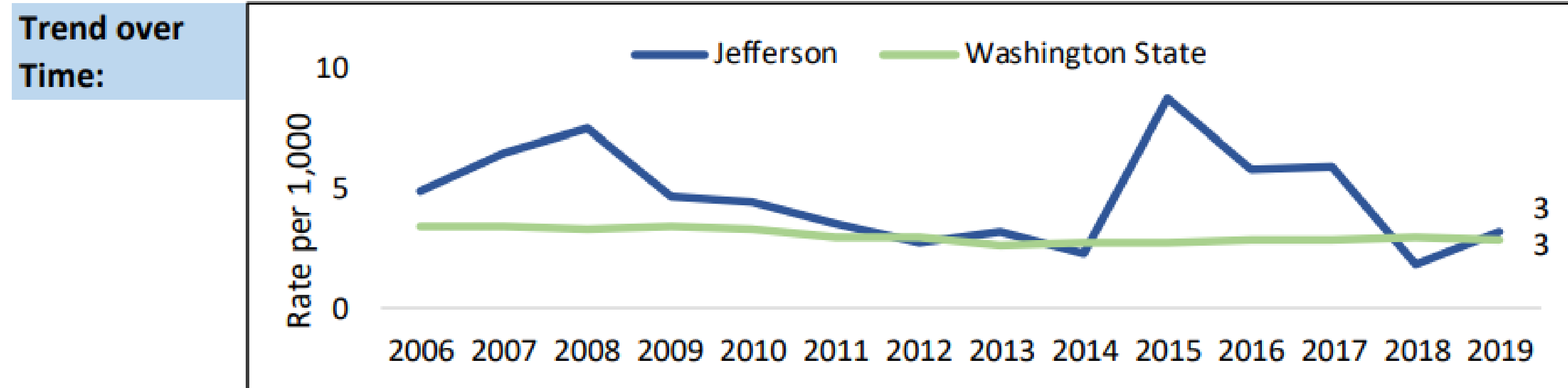




Homelessness in Jefferson County

102 residents counted in 2019's Annual Point In Time (PIT) Count



Rate per 1,000	Early year 2006	Recent year 2019	Statistical trend since 2006	
Jefferson County	5	3		--
Washington State	3	3		Annual change: -2%
Statistical comparison: Jefferson vs. Washington:				
Number of Jefferson County residents:		102		

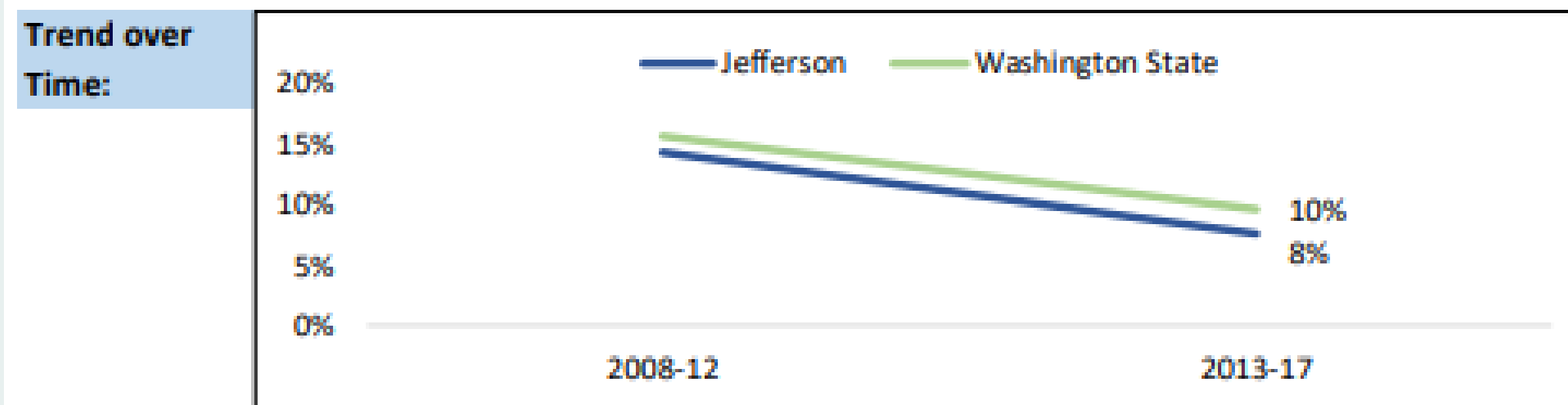
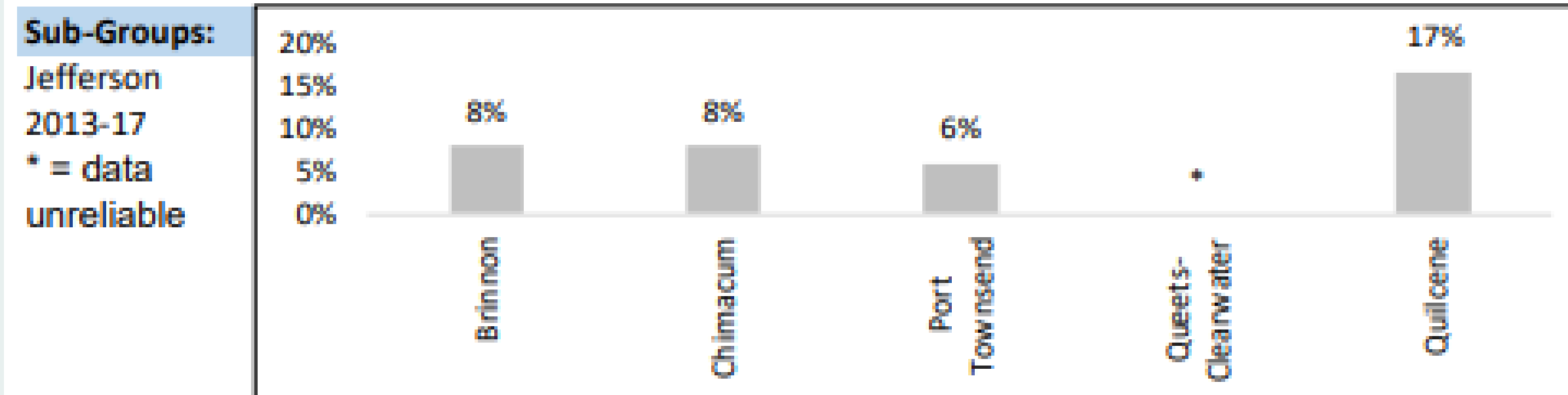




Adults Without Health Insurance

Proportion of adults reporting they don't have health insurance

Percentage	Early years 2008-12	Recent years 2013-17	Statistical comparison of 2008-12 to 2013-17	
Jefferson County	14%	8%		n/a
Washington State	16%	10%		n/a
Statistical comparison: Jefferson vs. Washington:				
Estimated number of Jefferson residents:				
		1,971		



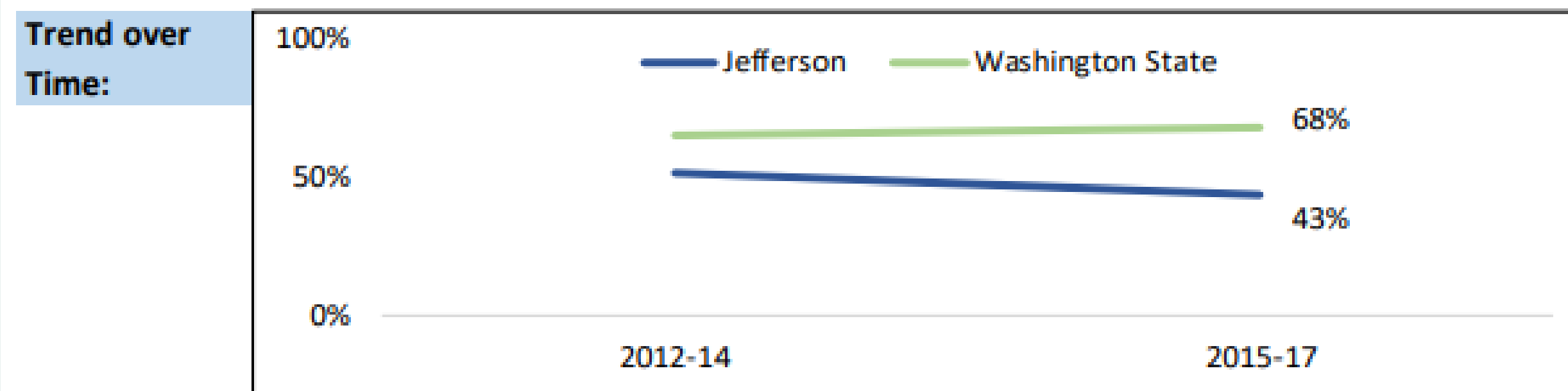
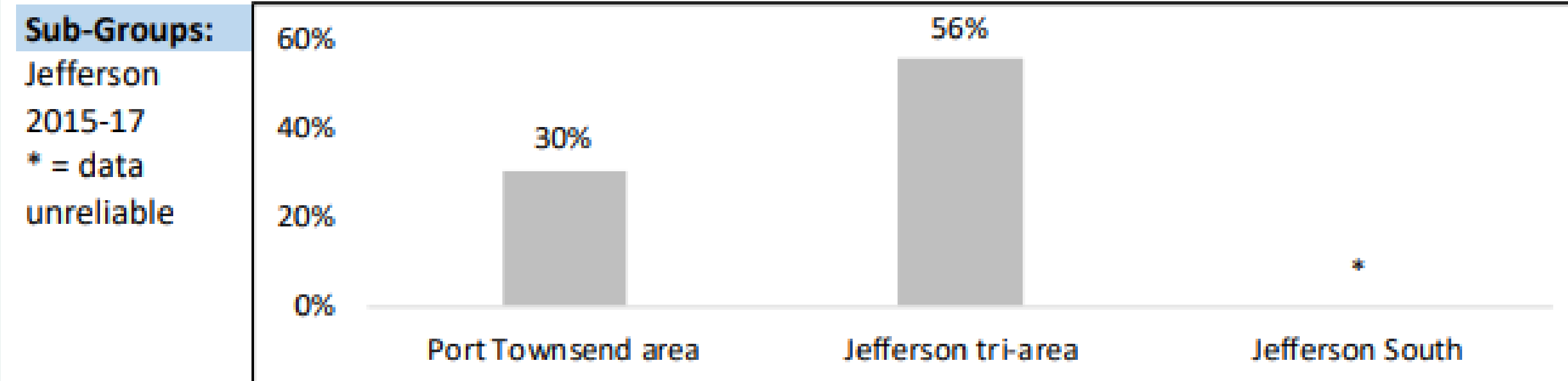
Relevant to the
Jefferson County
CHIP Priority
Access to Care



Adults with Dental Insurance Coverage

Proportion of adults reporting they have any kind of insurance that pays for some or all routine dental care

Percentage	Early years 2012-14	Recent years 2015-17	Statistical comparison of 2012-14 to 2015-17	
Jefferson County	51%	43%		n/a
Washington State	65%	68%		n/a
Statistical comparison: Jefferson vs. Washington:				
Estimated number of Jefferson residents:		11,630		



Relevant to the
Jefferson County
CHIP Priority
Access to Care



Smoking During Pregnancy

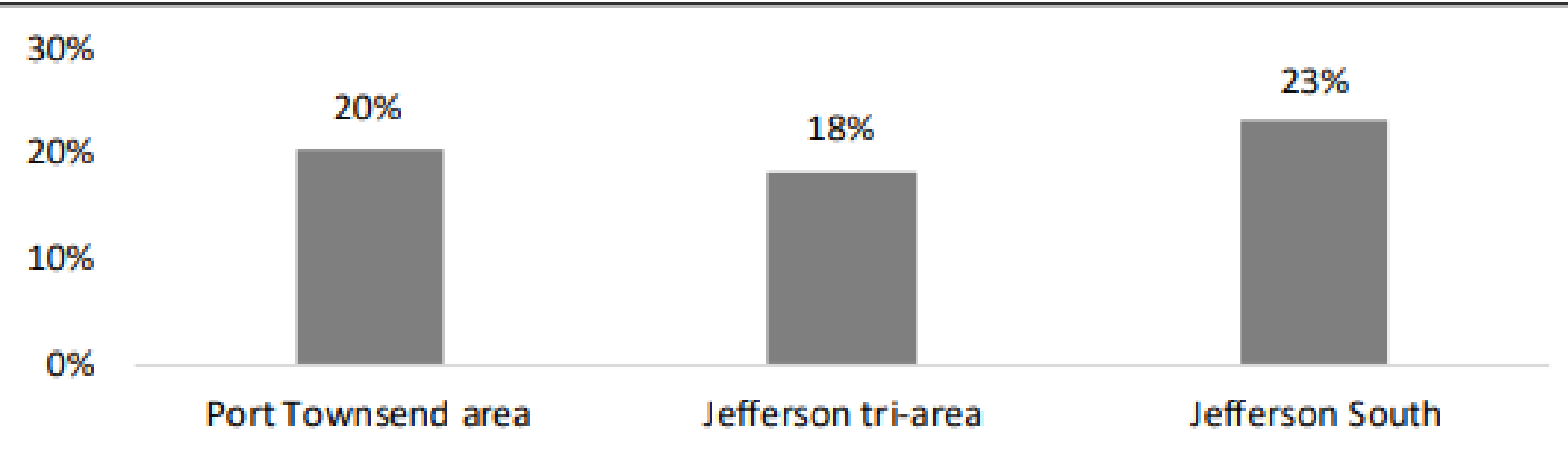
Proportion of women who report smoking while pregnant

Percentage	Early year		Recent year	Statistical trend since 1990	
	1990	2010			
Jefferson County	15%	18%	14%		Annual change: -1%
Washington State	20%	9%	6%		Annual change: -4%
Statistical comparison: Jefferson vs. Washington:					
Estimated number of Jefferson pregnant women:			23		

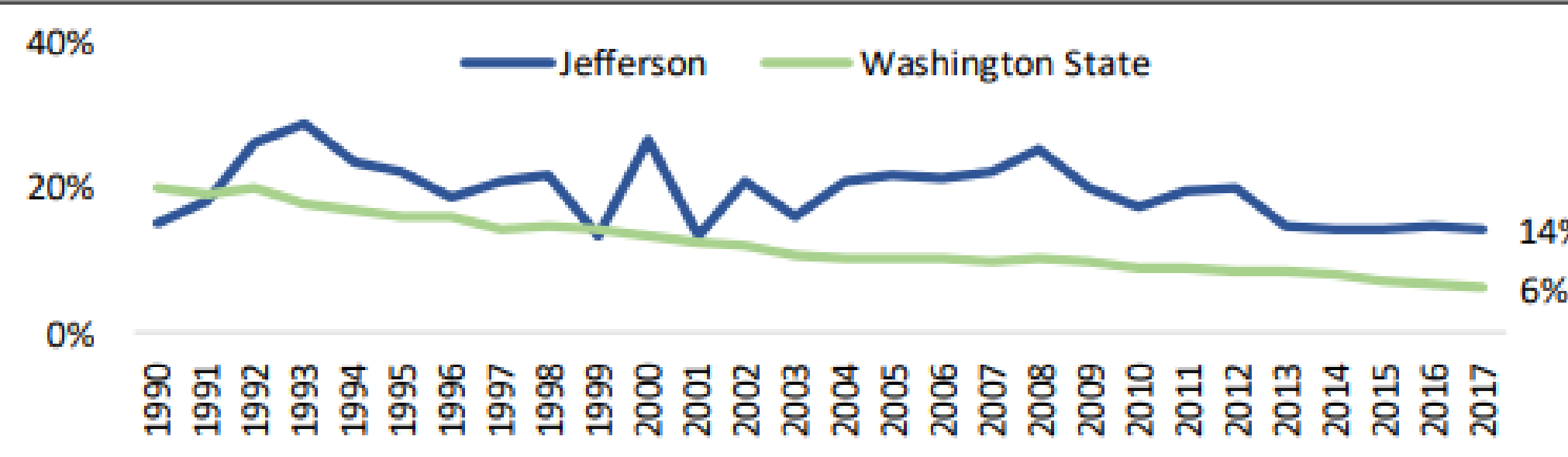
Sub-Groups:

Jefferson
2012-16

* sub-county area data includes women who smoked in the 3 months prior to pregnancy.



Trend over Time:



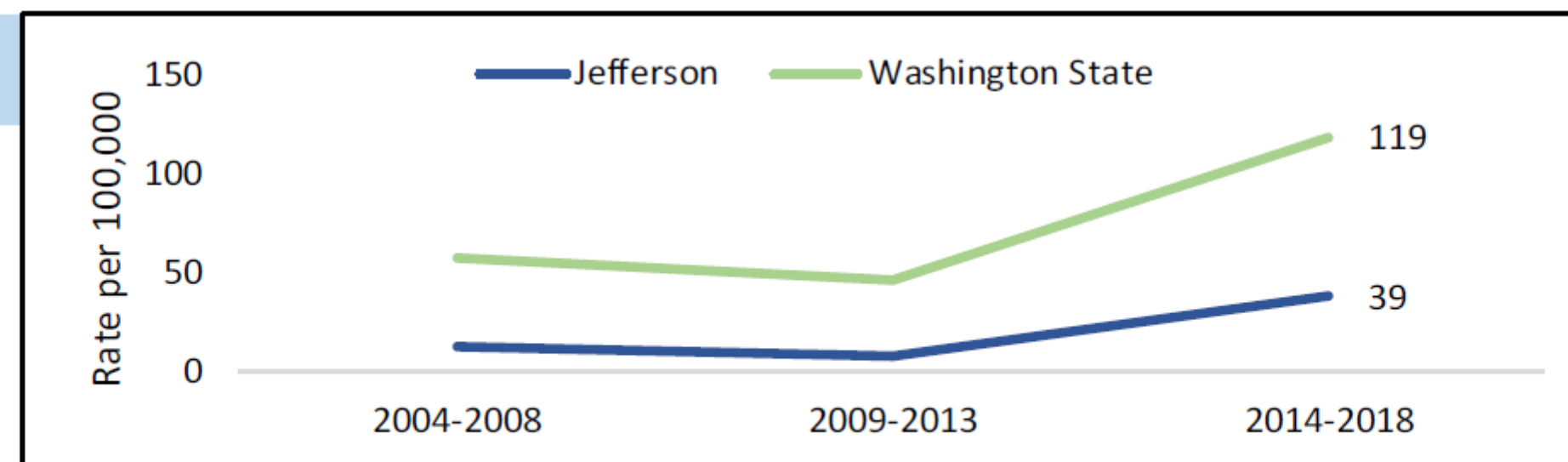
Relevant to the
Jefferson County
CHIP Priority
**Chronic
Disease and
Healthy Living**



Gonorrhea Case Rate

Rate per 100,000	Early years 2004-08	Recent years 2014-18	Statistical comparison of 2004-08 to 2014-18
Jefferson County	12	39	n/a
Washington State	56	119	n/a
Statistical comparison: Jefferson vs. Washington:			
Estimated number of Jefferson residents each year:		12	

Trend over
Time:



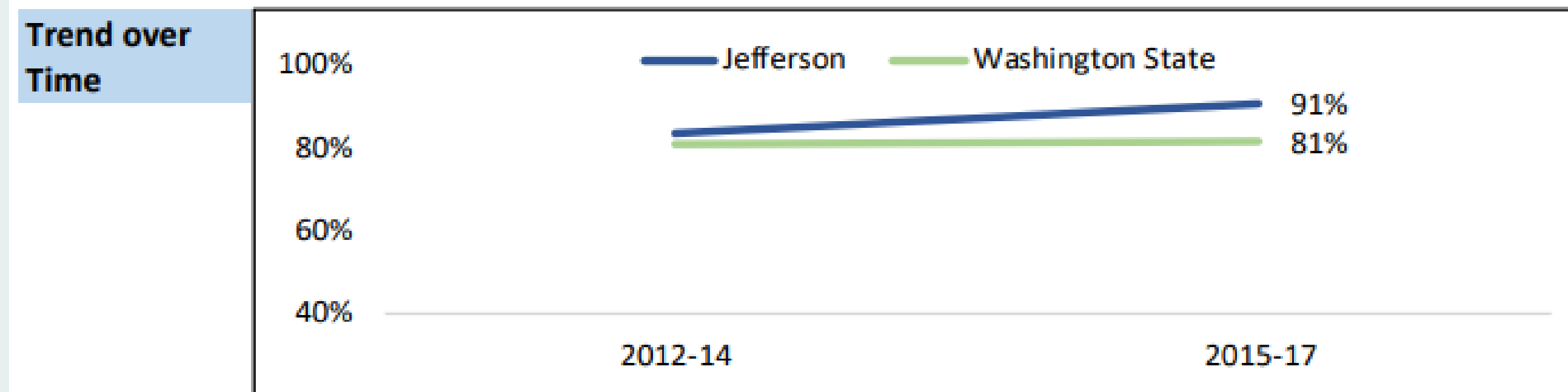
Relevant to the
Jefferson County
CHIP Priority
Chronic
Disease and
Healthy Living



Adults with any Leisure Time Physical Activities

Percentage of adults who report any leisure time (not work related) physical activity in the past month

Percentage	Early years 2012-14	Recent years 2015-17	Statistical comparison of 2012-14 to 2015-17	
Jefferson County	84%	91%	<div style="width: 100%; height: 100%; background-color: #92d050;"></div>	n/a
Washington State	81%	81%	<div style="width: 100%; height: 100%; background-color: #cccccc;"></div>	n/a
Statistical comparison: Jefferson vs. Washington:				
Estimated number of Jefferson residents per year:		24,531		



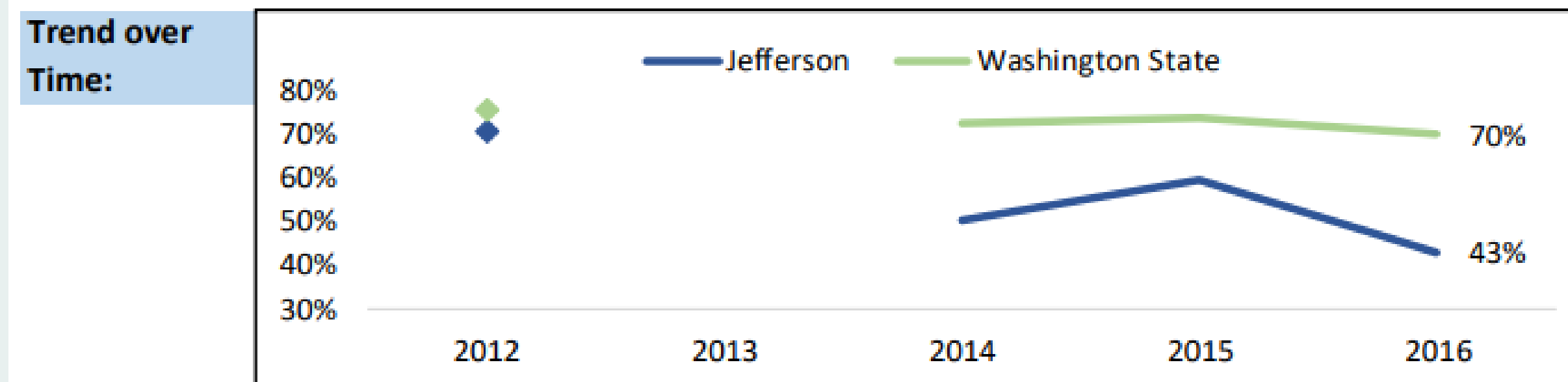
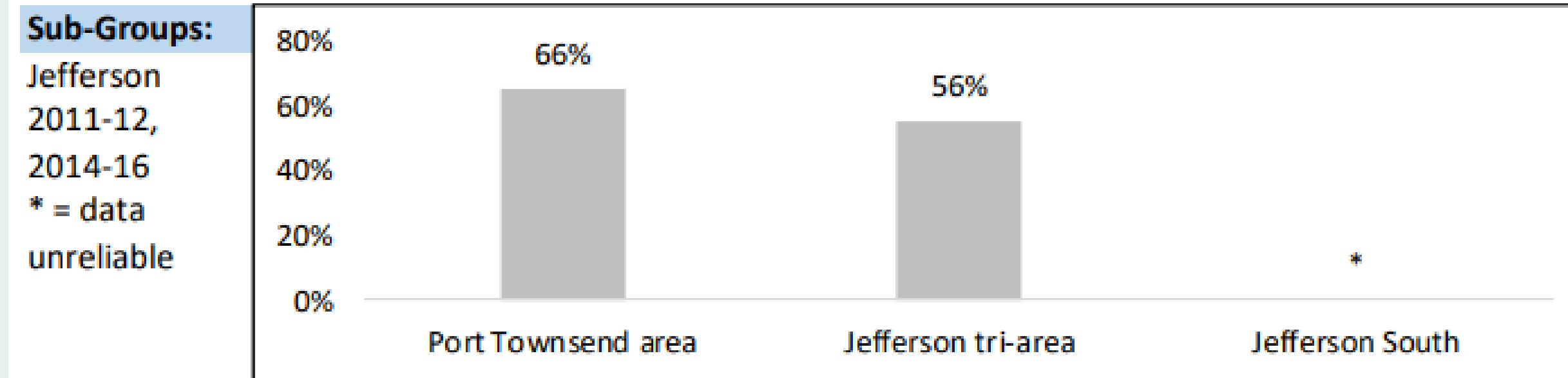
Relevant to the Jefferson County CHIP Priority
Chronic Disease Prevention and Healthy Living



Female Age 18+ Cervical Cancer Screening

Percentage of women age 18_ who reported having had a pap smear within the past 3 years

Percentage	Early year 2012	Recent year 2016	Statistical comparison of 2012 and 2016	
Jefferson County	70%	43%		n/a
Washington State	76%	70%		n/a
Statistical comparison: Jefferson vs. Washington:				
Estimated number of Jefferson residents:		8,197		



Relevant to the
Jefferson County
CHIP Priority
**Chronic
Disease and
Healthy Living**



Next steps



Intentional Extension of ICG's Work and Funding



ICG Work Cross-walked with CHIP Age-Band Workgroups

Intergovernmental Collaborative Group (ICG)		CHIP Age-Band Work Groups		
Investing in Our Physical Infrastructure				
Action	Objective	Youth	Working	Elder
HYDRAULIC TRAILER	Increase useable space within the Port by 20% to service more boats and grow the marine trades.	-	-	-
ONSITE FOOD STORAGE AND POWER SUPPLY	Enhance winter food production and storage of value-added goods for increased supply and emergency preparedness	-	-	-
WIFI-HOTSPOTS, <u>COMPUTERS</u> AND INTERNET SERVICES	Connect underserved families and students to education and services as part of the Connected Students Initiative	✓	✓	✓
AFFORDABLE HOUSING AND RELATED INFRASTRUCTURE INVESTMENTS	Provide needed entry-level affordable rental units through new funding mechanisms.	-	✓	-
FEDERAL INFRASTRUCTURE PACKAGE	Funding and delivery of regional infrastructure priorities to unlock our Comprehensive Economic Development Strategy.	-	-	-
A NEW CHILDCARE FACILITY TO SUPPORT WORKING FAMILIES	Provide working families safe, <u>nurturing</u> and affordable childcare options to better serve, recruit and retain qualified employees in our regional workforce.	✓	✓	✓



ICG Work Cross-walked with CHIP Age-Band Workgroups

Intergovernmental Collaborative Group (ICG)		CHIP Age-Band Work Groups		
Weaving the Social Fabric		Youth	Working	Elder
Action	Objective			
DEVELOP A JEFFERSON COUNTY MENTAL HEALTH COMMUNITY RESILIENCE PROJECT	Address urgent mental health priorities through suicide prevention, trauma-informed care, and social support for key groups to mitigate stress and prevent mental health crises.	✓	✓	✓
LEVERAGE A COALITION TO BOLSTER YOUTH ENGAGEMENT, CONNECTION AND MENTORSHIP	Reduce youth isolation and continue sustained skill development in social/emotional relationship-building.	✓	-	-
SUSTAIN A FAMILY RESOURCES NAVIGATOR TO SUPPORT CHILDREN AND FAMILIES	Support children and families, link them to provided services, and advocate on their behalf to ensure access to resources and improved self-reliance and the ability to thrive.	✓	✓	-
CREATE A START-UP FUND FOR COMMUNITY EVENTS	Effectively bring back community events post-pandemic by ensuring sufficient and predictable funding for the planning and delivery of key programs and projects.	-	-	-
OPEN AMERICAN LEGION SHELTER FULL-TIME AND PROVIDE WEEKEND MEALS	Provide supportive emergency services to our most vulnerable populations.	-	✓	✓



ICG Work Cross-walked with CHIP Age-Band Workgroups

Intergovernmental Collaborative Group (ICG)		CHIP Age-Band Work Groups		
Weaving the Social Fabric		Youth	Working	Elder
Action	Objective			
PROVIDE A COVID NAVIGATOR	Proactively connect individuals to needed post-emergency services to ensure a greater chance of individual success and stability as well as reducing the burden on more reactive and expensive systems.	- <i>Underlying</i>	- <i>Underlying</i>	- <i>Underlying</i>
PROVIDE UTILITY ASSISTANCE	Provide direct assistance to households to avoid utility shut-offs.	-	✓	✓
FACILITATE LINKAGES BETWEEN LOCAL FARMERS AND RESTAURANTS, SCHOOLS AND BUSINESSES	Promote, incentivize and better understand opportunities to connect local producers and local demand.	- <i>Underlying</i>	- <i>Underlying</i>	- <i>Underlying</i>
RESOURCE LOCAL FARM-BASED ENTERPRISES FOR GREATER SUCCESS	Provide professional business expertise to the local farming community to successfully navigate and overcome business challenges.	- <i>Underlying</i>	- <i>Underlying</i>	- <i>Underlying</i>
INVEST IN LOCAL CREATIVE ENTREPRENEURS	Deliver tangible and sustained local economic benefits by bolstering the collective network, brand and platforms of local creative entrepreneurs.	- <i>Underlying</i>	- <i>Underlying</i>	- <i>Underlying</i>
* FROM PHYSICAL INFRASTRUCTURE: CREATE A NEW CHILDCARE FACILITY TO SUPPORT WORKING FAMILIES	Provide working families safe, <u>nurturing</u> and affordable childcare options to better serve, recruit and retain qualified employees in our regional workforce.	-	-	-



ICG Work Cross-walked with CHIP Age-Band Workgroups

Intergovernmental Collaborative Group (ICG)		CHIP Age-Band Work Groups		
Designing Better Ways of Working Together		Youth	Working	Elder
Action	Objective			
PARTNER, SUPPORT AND CLEARLY COMMUNICATE AROUND EVENT PERMITTING	Ensure the smooth transition to resuming our robust community events scene by sharing information, providing <u>flexibility</u> and deepening collaboration and communication.	-	-	-
DEEPEN COLLABORATIVE EVENT PLANNING AND MARKETING	Deliver a coordinated, <u>clear</u> and compelling event marketing approach that drives community-wide event outcomes and maximizes investment from local resources.	-	-	-
TARGET HOMEOWNERS WITH SPARE ROOMS/ADUs TO HELP ALLEVIATE THE CONSTRAINED SUPPLY OF AFFORDABLE RENTAL UNITS	Help local homeowners become landlords to increase the supply of affordable rental housing through a service center approach.	- <i>Underlying</i>	✓	- <i>Underlying</i>
* FROM WEAVING THE SOCIAL FABRIC: LEVERAGE A COALITION TO BOLSTER YOUTH ENGAGEMENT, CONNECTION AND MENTORSHIP	Reduce youth isolation and continue sustained skill development in social/emotional relationship-building.	✓	- <i>Underlying</i>	-



ICG Work Cross-walked with CHIP Age-Band Workgroups

Intergovernmental Collaborative Group (ICG)		CHIP Age-Band Work Groups		
Focusing Our Strategic Planning, Policy and Advocacy				
Action	Objective	Youth	Working	Elder
COMPLETE BROADBAND PLANNING AND IMPLEMENT PILOT PROGRAMS	Build on existing strategic and business planning efforts to better understand approaches to community-specific and county-wide broadband implementation.	- <i>Underlying</i>	- <i>Underlying</i>	- <i>Underlying</i>
DEVELOP A COMPREHENSIVE SHARED RESOURCE MANAGEMENT PLAN FOR THE CULTURE AND EVENTS SECTOR	Leverage and nurture strong partnerships to prioritize shared investment needs and plan to deploy strategic shared use of new assets for the sector.	- <i>Underlying</i>	- <i>Underlying</i>	- <i>Underlying</i>
COMPLETE AN ARTS AND CULTURE PLAN FOR JEFFERSON COUNTY	Develop a year-round economy through employment and entrepreneurship in the creative industries.	- <i>Underlying</i>	- <i>Underlying</i>	- <i>Underlying</i>
EXAMINE REGULATORY BARRIERS TO AGRICULTURAL AND FOOD ENTERPRISES	Better understand and therefore reduce zoning, permitting and local health regulatory barriers to local processing of agricultural products.	✓	- <i>Underlying</i>	- <i>Underlying</i>
DEVELOP AND RESOURCE A REGIONAL FOOD SYSTEM RESILIENCE COMMISSION	Focused strategic planning, policy-making and integrated coordination across multiple agencies and organizations that promotes and creates an equitable and sustainable food system.	- <i>Underlying/ CHIP Aligned</i>	- <i>Underlying/ CHIP Aligned</i>	- <i>Underlying/ CHIP Aligned</i>



ICG Work Cross-walked with CHIP Age-Band Workgroups

Intergovernmental Collaborative Group (ICG)		CHIP Age-Band Work Groups		
Focusing Our Strategic Planning, Policy and Advocacy				
Action	Objective	Youth	Working	Elder
IMPROVE BROADBAND ACCESS TO UNDERSERVED RURAL COMMUNITIES	Provide more direct control to local governments and special purpose districts to serve rural communities and individuals with improved access to broadband.	- <i>Underlying</i>	- <i>Underlying</i>	- <i>Underlying</i>
CONSOLIDATE, ALIGN AND LEVERAGE A COORDINATED ADVOCACY AGENDA	Deliver clear, simple, <u>consistent</u> and frequent asks to state and federal agencies for the wider benefit of our region.	-	-	-
*COMMUNITY RESILIENCE PROJECT SUBCOMPONENT: DEVELOP A SUICIDE PREVENTION STRATEGY	Better understand short- and long-term interventions for reducing suicide county-wide.	✓	✓	✓
*COMMUNITY EVENTS SUBCOMPONENT: ALLOW FLEXIBILITY IN RELIEF FUNDING AND/OR PROVIDE DIRECTLY TO CULTURE, ARTS AND EVENTS SECTOR	Provide direct assistance to arts, culture and events organizations that have suffered great losses during the pandemic.	-	-	-



Next Steps / How We Will Proceed

- You will receive a package with an overview of the next steps
- Package will include Prioritization Goals identified in earlier groups and Community Health Assessment (CHA) data
- Package will also include templates around the Strategic Results Framework
- CHIP will work with each Team as they review and establish goals and set up Strategies and Activities for each goal
- Teams will continue to meet until a complete list of strategies and activities has been generated for each goal
- CHIP will use frameworks to develop CHIP plan draft (during 2021)
- Teams will review the resulting CHIP plan draft before it is presented to the Joint Boards



Workgroup's Next Steps

Goal	Agree on a broad description of the destination
Objective	Generate narrow, specific, tangible, solid, measurable objectives to ensure accountability (Accountability)
Outcome / Process Indicators	Build short, intermediate and long term measure indicators and outcomes to determine the rate of success (Proof)
Strategies	Create strategies as the engine that drives meeting the objectives that achieve the goal (Engine)
Activities	Specific steps or tactics to execute the strategy
Resources	Assign human, monetary, and other appropriate resources to execute projects
Timeline	Define short, intermediate and long term timeline with indicators and outcomes at each juncture



Use of SMART goals and Strategic Results Framework

SMART goal strategy:

- Specific
- Measurable
- Attainable
- Realistic
- Time oriented

You will use this after you have completed your brainstorming and any necessary research



Strategic Results Framework

Strategic results framework for CHIP Workgroups

CHIP PURPOSE STATEMENT	Develop and facilitate the implementation of a community plan that will increase healthy behaviors to improve the long-term health and wellbeing of all East Jefferson County residents, prioritizing issues identified through the community health assessment (CHA).
WORKGROUP PURPOSE STATEMENT	

GOALS	OBJECTIVES	STRATEGY	ACTIVITIES	INPUTS
<i>What are the objectives, if completed, going to lead to? What measurable goals has the workgroup decided on to make sure that it meets the purpose of the group? These should be SMART goals.</i>	<i>How are we going to implement our workgroup goals? How are the deliverables from the strategy going to be maintained?</i>	<i>What types of things do we need to develop to help met our objectives? What deliverables will we have after we perform the activities?</i>	<i>What steps need to happen to make sure that we can complete the strategy?</i>	<i>What do we need to make the activities happen?</i>
Workgroup Goal 1:	Objective 1a:			
	Metric: Data Source: Current State:			



Discussion