



BHC Meeting

October 14, 2021, 3pm

The BHC is funded by HRSA's RCORP-Implementation Grant
through September 2023



Agenda – 10/14/21 BHC Meeting

- **Introductions – 10 Minutes**
- **Check-in: Leadership During a Pandemic - 10 Minutes**
 - Dr. David Carlbom, Medical Program Director, Jefferson County EMS
- **JeffCo BH Data from 3/01/21 – 8/31/21 - 30 Minutes**
 - Lisa Grundl and Aimee Dubbs, HFPD
- **BH Funding & Regional Navigator Program**
 - Jolene Kron, SBH-ASO Clinical Director
- **Next Meeting: November 11th , 3pm – Zoom**
 - Pfeiffer House Project Proposal Presentation – Kelli Parcher
 - Milestone Year 1 completion of the RCORP-I Grant
 - Potential: Chief Olson - PTPD



Drug Take Back Day

Three Locations set throughout the County

The Prevention Team,
Quilcene's
Fire Chief Tim McKern,
and the Sheriff's office,
have collaborated to
extend this Fall's
Drug Take Back event
to South County.

THREE LOCATIONS

Port Hadlock QFC
1890 Irondale Rd
Port Hadlock, WA 98339 

Port Townsend Safeway
442 W Sims Way
Port Townsend, WA 98368 

Quilcene Fire Station
70 Herbert St
Quilcene, WA 98376 



County Behavioral Health Data

Aimee Dubbs and Lisa Grundl, HFPD

Time Period: March through August, 2021



Jefferson County BHC Data September 2020 -August 2021

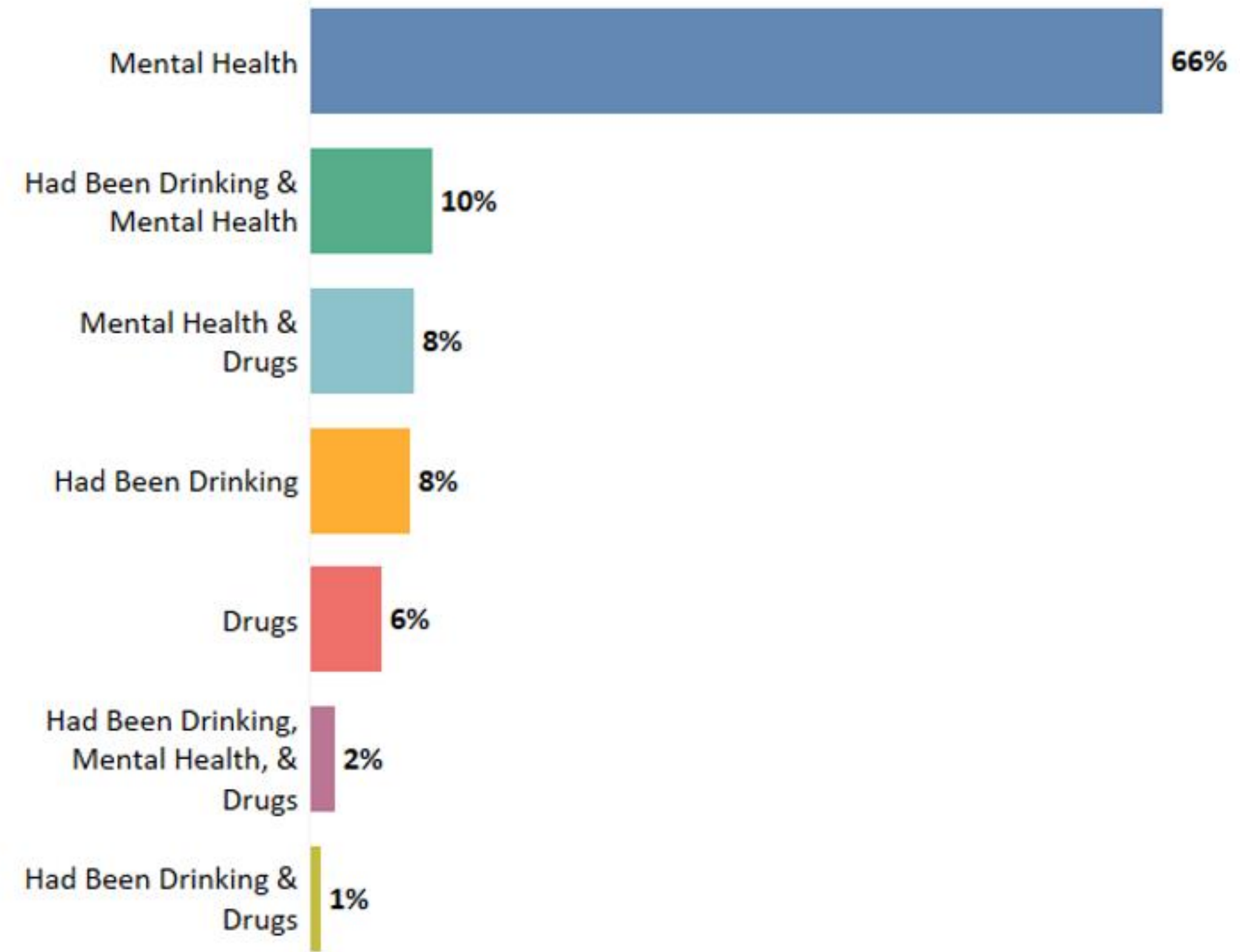


- ▶ 85.6% include a mental health component
 - ▶ Of that, 12% include alcohol and 9% include drugs
- ▶ 21% include alcohol
- ▶ 16% include drugs

Port Townsend Police Department Behavioral Health Incidents

September 2020 - August 2021

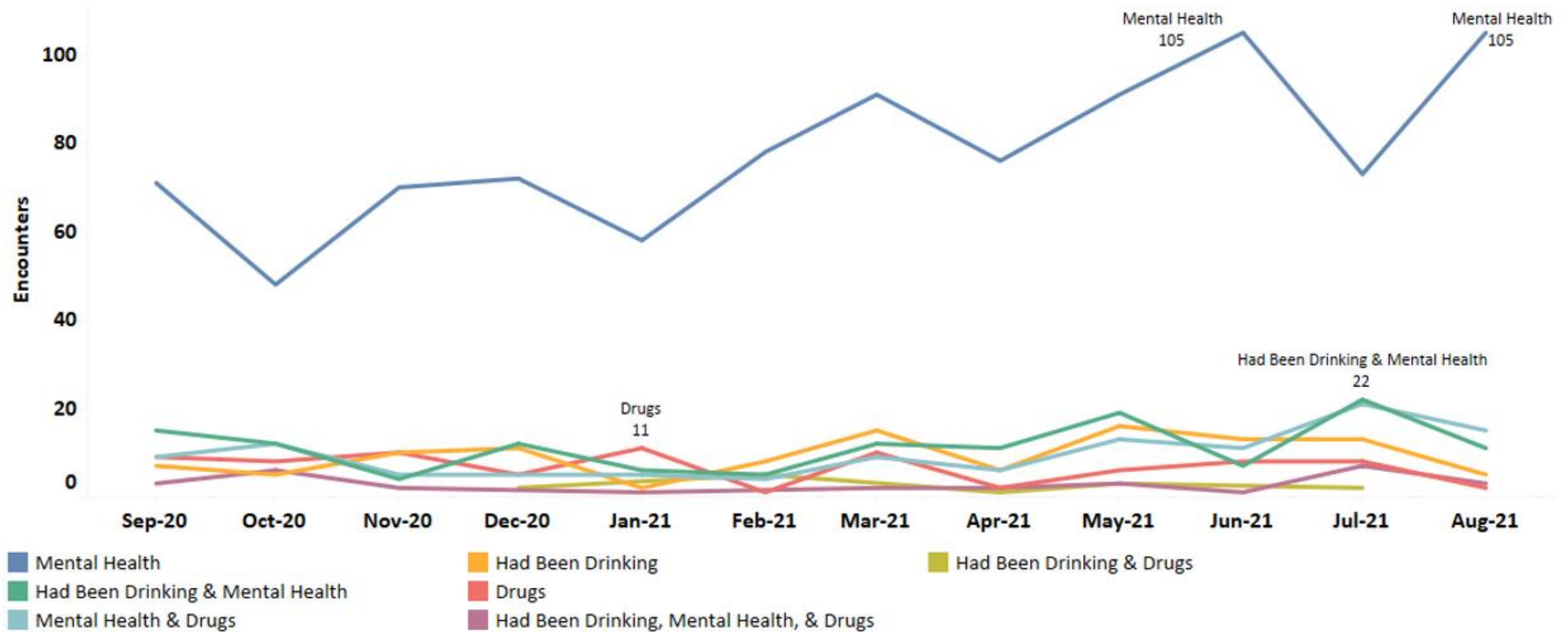
2





While there is significant differences by month, mental health incidents have increased by 47% between September 2020 and August 2021, and all behavioral health incidents (many also including a mental health component) have been stable.

**Port Townsend Police Department
Behavioral Health Incident Trends Over Time
September 2020 - August 2021**





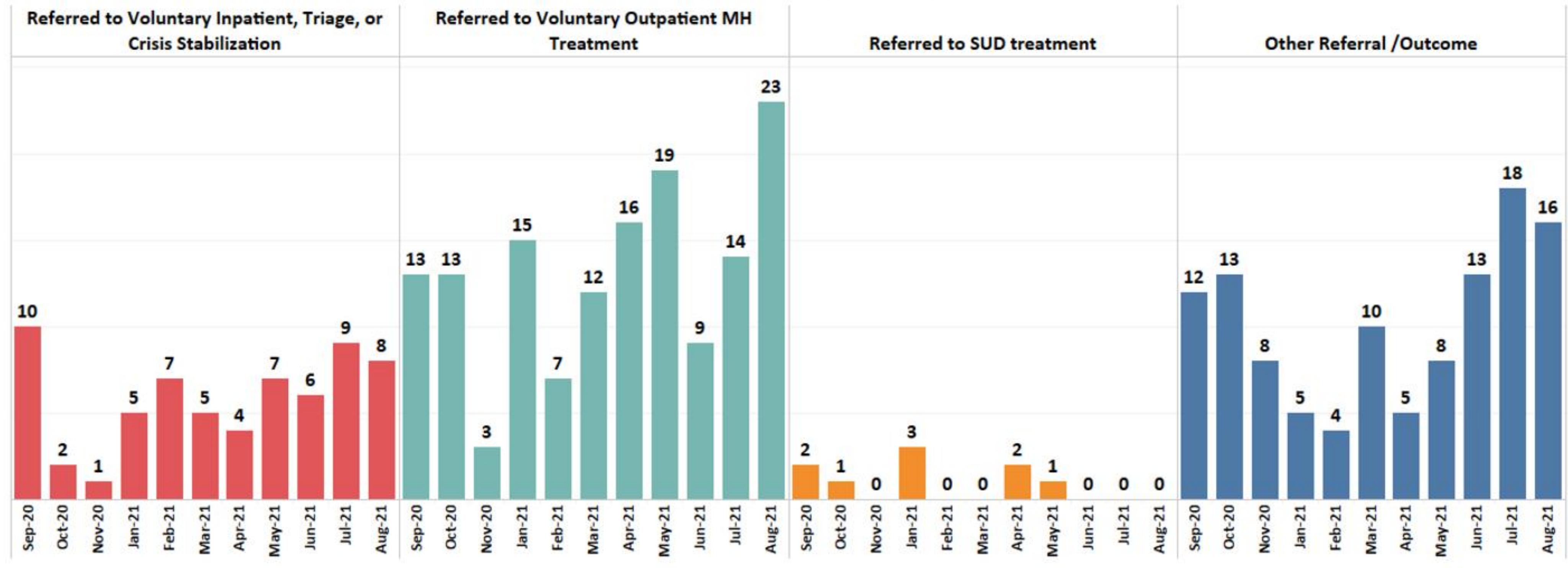
Port Townsend Police Department Behavioral Health Incident Trends Over Time September 2020 - August 2021

	Mental Health	Had Been Drinking & Mental Health	Mental Health & Drugs	Had Been Drinking	Drugs	Had Been Drinking, Mental Health, & Drugs	Had Been Drinking & Drugs
Sep-20	71	15	9	7	9	3	
Oct-20	48	12	12	5	8	6	
Nov-20	70	4	5	10	10	2	
Dec-20	72	12	5	11	5		2
Jan-21	58	6	5	2	11	1	
Feb-21	78	5	4	8	1		5
Mar-21	91	12	9	15	10	2	
Apr-21	76	11	6	6	2	2	1
May-21	91	19	13	16	6	3	3
Jun-21	105	7	11	13	8	1	
Jul-21	73	22	21	13	8	7	2
Aug-21	105	11	15	5	2	3	
Grand Total	938	136	115	111	80	30	13
Average Encounters per Month	78	11	10	9	7	3	3



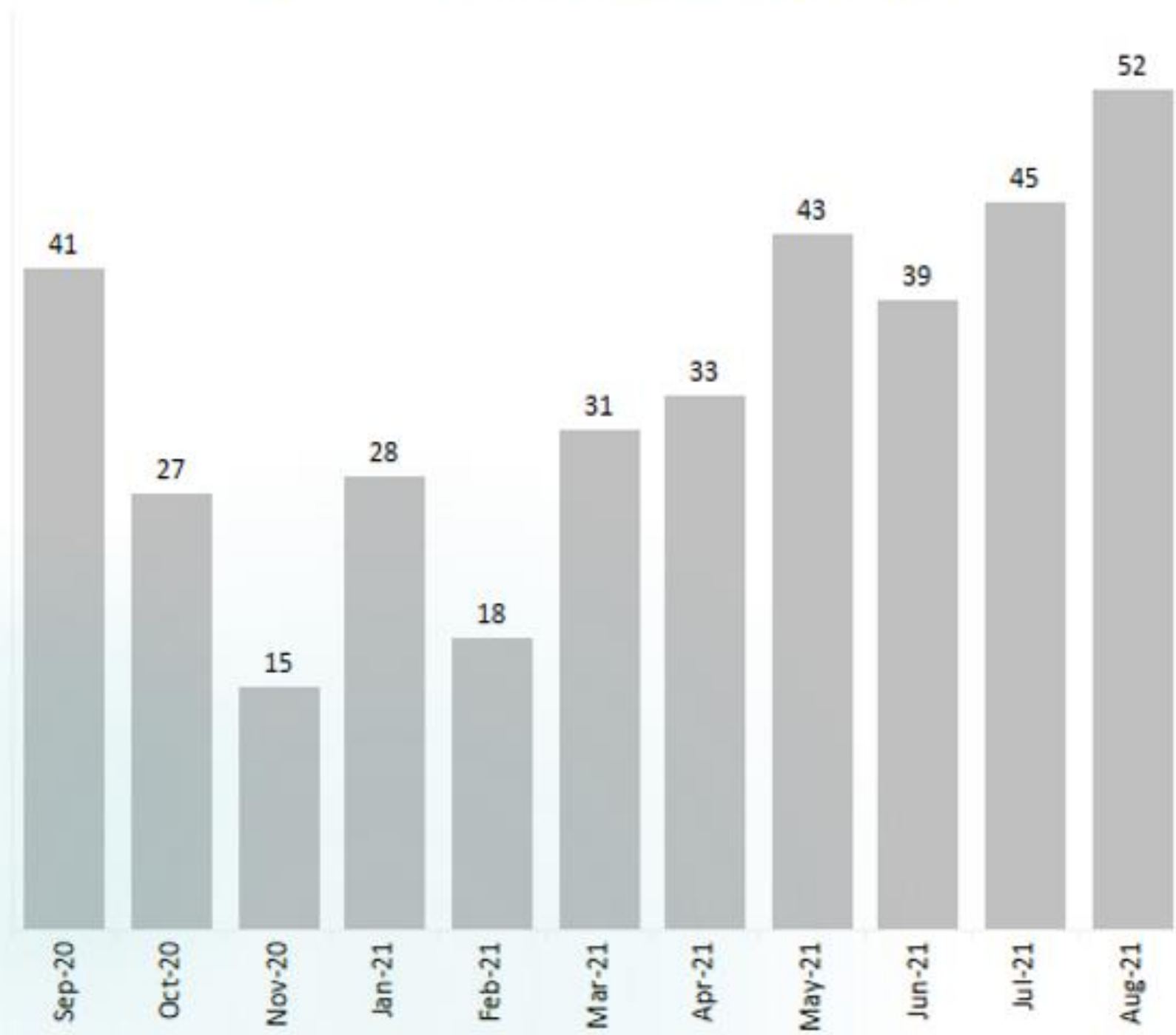
13% of ITA Investigations result in an involuntary commitment. The outcomes for the other 87% of investigations include voluntary inpatient, crisis stabilization, outpatient mental health, and other referrals. Referrals for outpatient mental health treatment have increased over the past 12 month. August's referrals were nearly double the referrals in September and October.

Discovery Behavioral Health's ITA Investigation Voluntary Referrals
September 2020 - August 2021





Total ITA Investigations Over Time



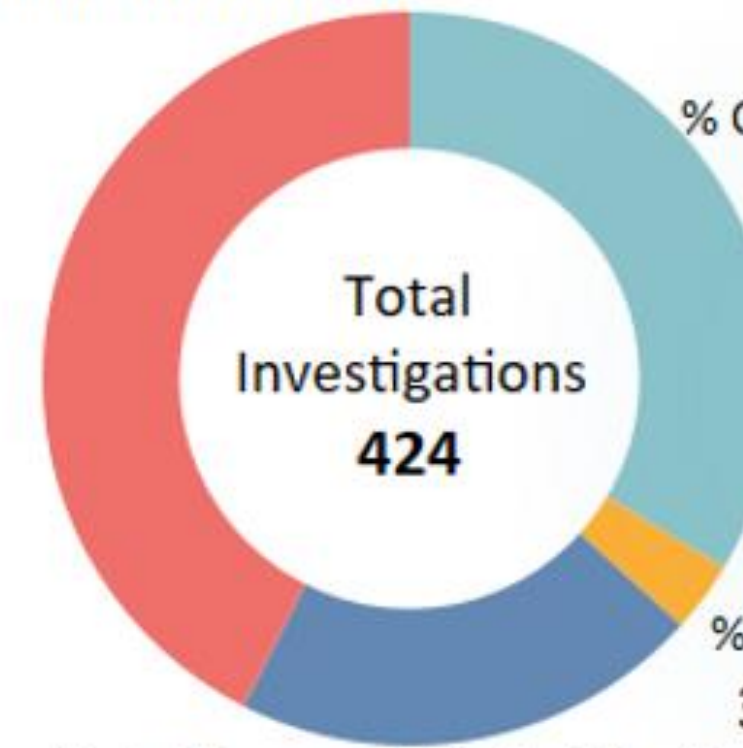
ITA Investigations Voluntary Referrals

% Voluntary Outpatient Mental Health Treatment

43%

% Other Referral /Outcome

34%



% Voluntary Inpatient, Triage or Crisis Stabilization

21%

% SUD

3%

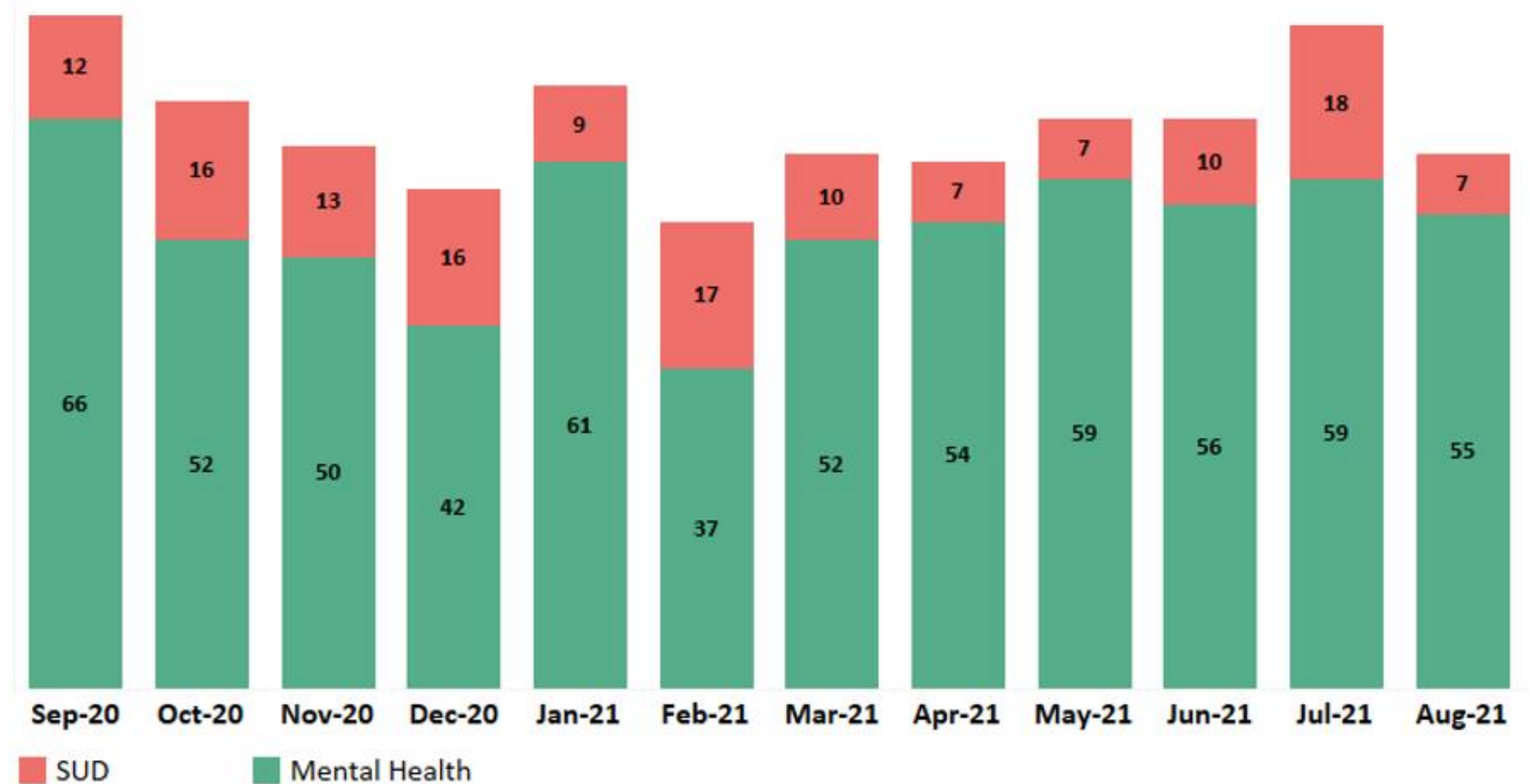
While ITA investigations were in the mid-teens in November and February, they have increased steadily since March, reaching a high of 52 in August. Over the last year, of those not detained, 43% of referrals were referred to outpatient mental health, 31% to inpatient mental health, triage or crisis stabilization – and only 3% to SUD.



- ▶ More than 80% of Jefferson Healthcare's behavioral health related emergency visits are related to mental health.
- ▶ While encounters have been relatively stable over the past year, September 2020 and July 2021 represented the largest number of month encounters at 78 and 77, respectively.

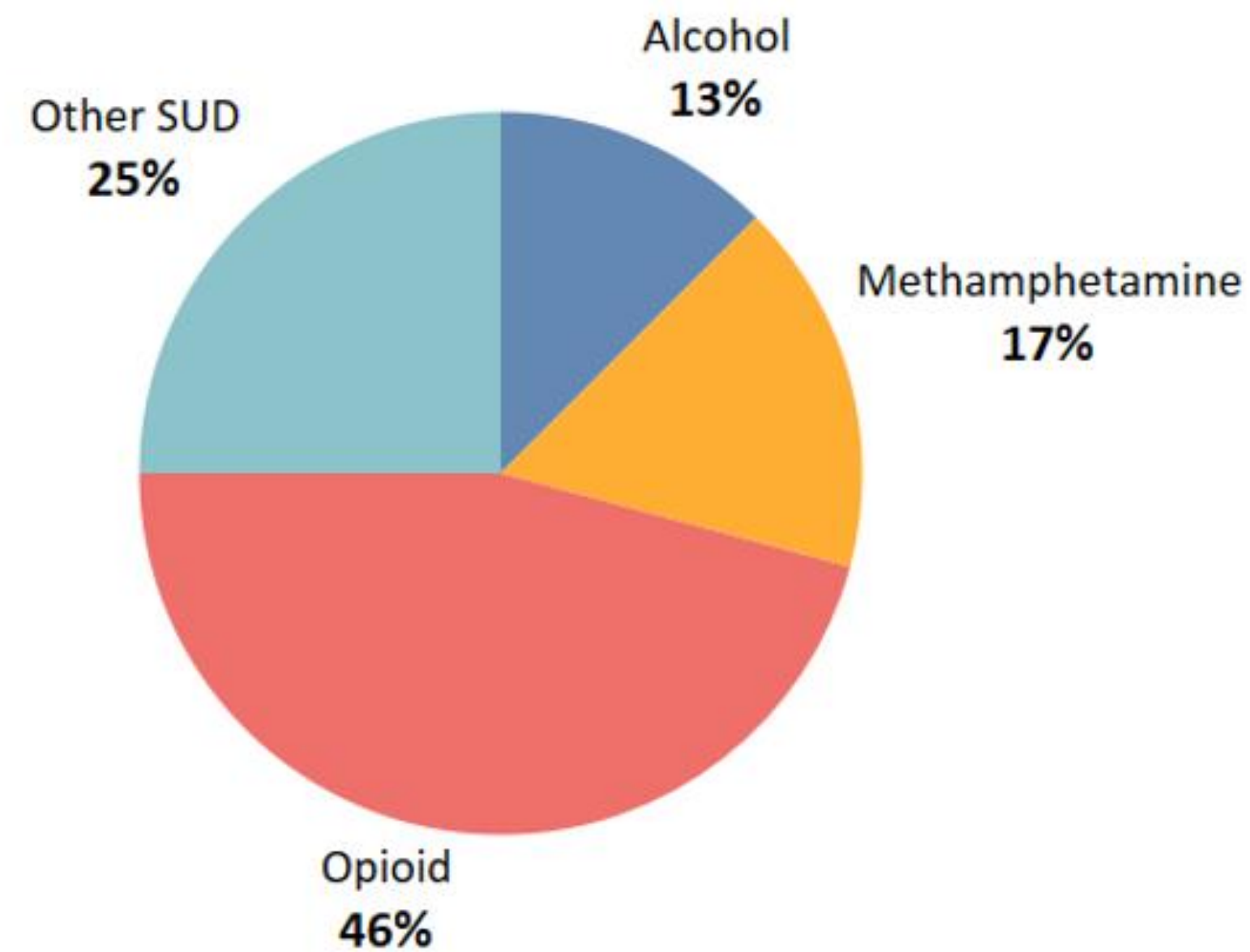
Emergency Department Behavioral Health Encounters

September 2020 - August 2021





Jefferson Healthcare Patients Diagnosed with SUD
Most Recent Six Months Available Data

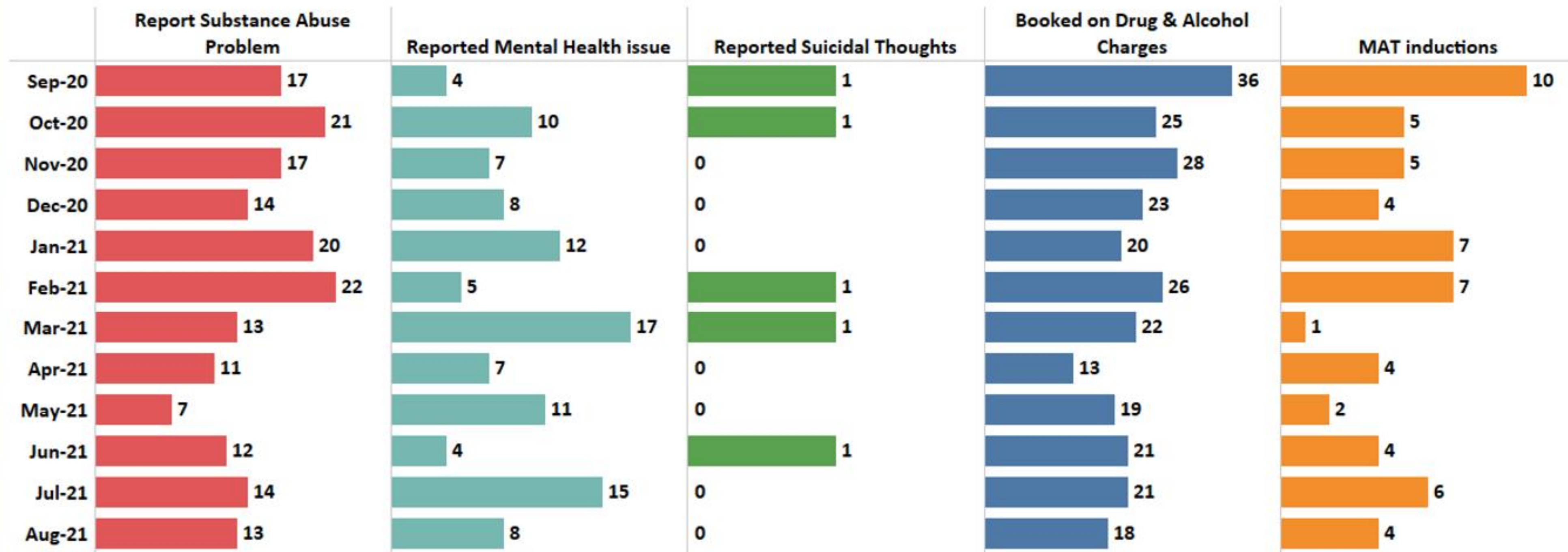


Approximately 46% of Jefferson Healthcare's ED and clinic patients diagnosed with a SUD over the last 6 months of available data were diagnosed with Opioid Use Disorder.



Jefferson County Jail data demonstrates a moderation of substance use related issues over the past quarter from the peaks in 2020. There has been a gradual decrease in drug and alcohol issues over the 12 months. Significant monthly variations exist, and data includes duplication (e.g., the same individual that has a reported substance abuse problem also may have had a MAT induction and been booked on drug and alcohol charges).

Jefferson County Jail Statistics September 2020 - August 2021





Jail Intake - Monthly Encounters September 2020 - August 2021

	Report Substance Abuse Problem	Reported Mental Health Issue	Reported Suicidal Thoughts	Booked on Drug & Alcohol Charges	MAT Inductions
September 2020	17	4	1	36	10
October 2020	21	10	1	25	5
November 2020	17	7	0	28	5
December 2020	14	8	0	23	4
January 2021	20	12	0	20	7
February 2021	22	5	1	26	7
March 2021	13	17	1	22	1
April 2021	11	7	0	13	4
May 2021	7	11	0	19	2
June 2021	12	4	1	21	4
July 2021	14	15	0	21	6
August 2021	13	8	0	18	4
Average Monthly Encounters	15.1	9.0	0.4	22.7	4.9

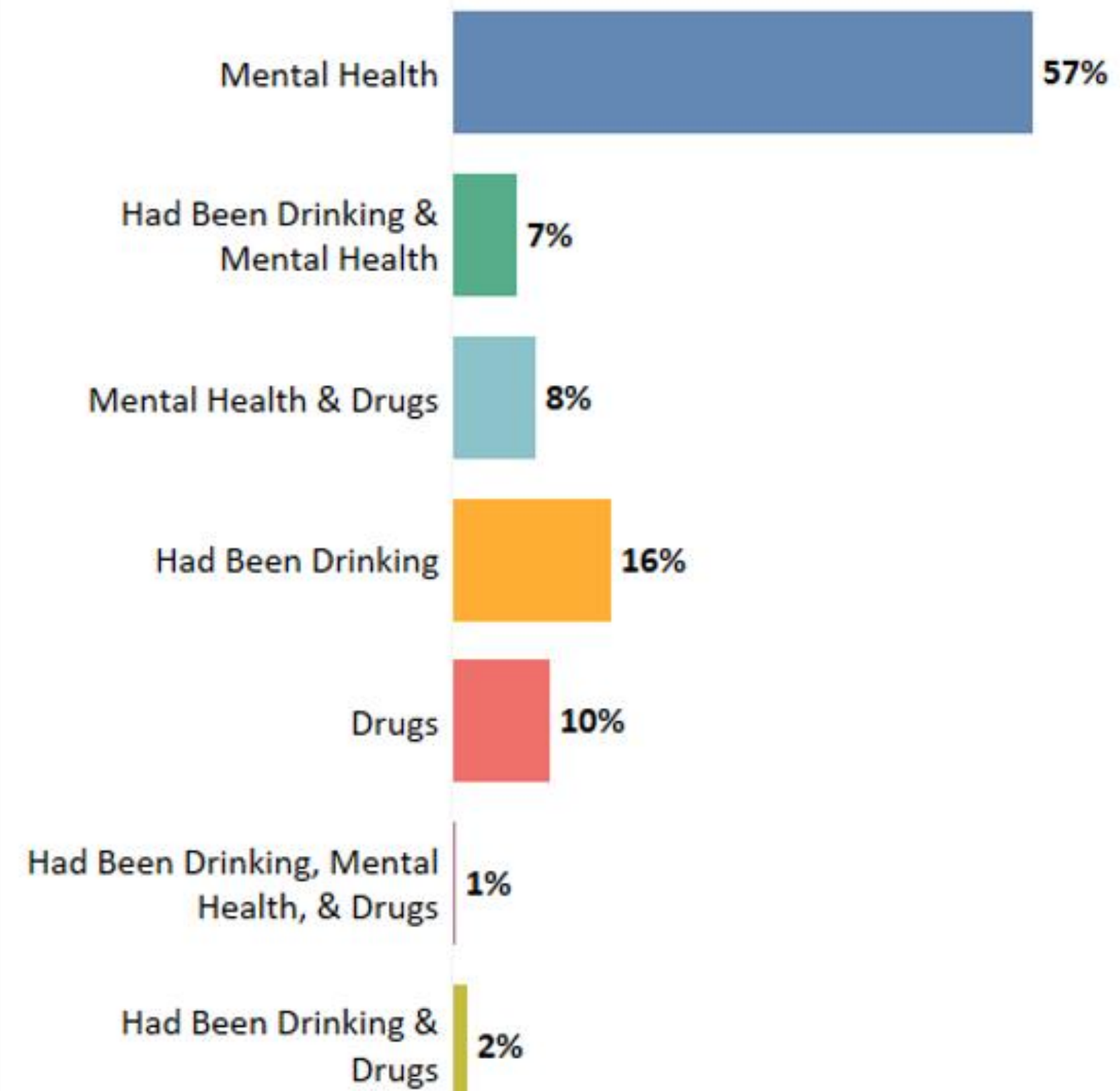


- ▶ 72% of Jefferson County Sheriff's Office Behavioral Health Calls are mental health related, and the remaining calls associated with substance use.
- ▶ Note, data collection platforms changed and only six months of data is available.

Jefferson County Sheriff's Department Behavioral Health Incidents

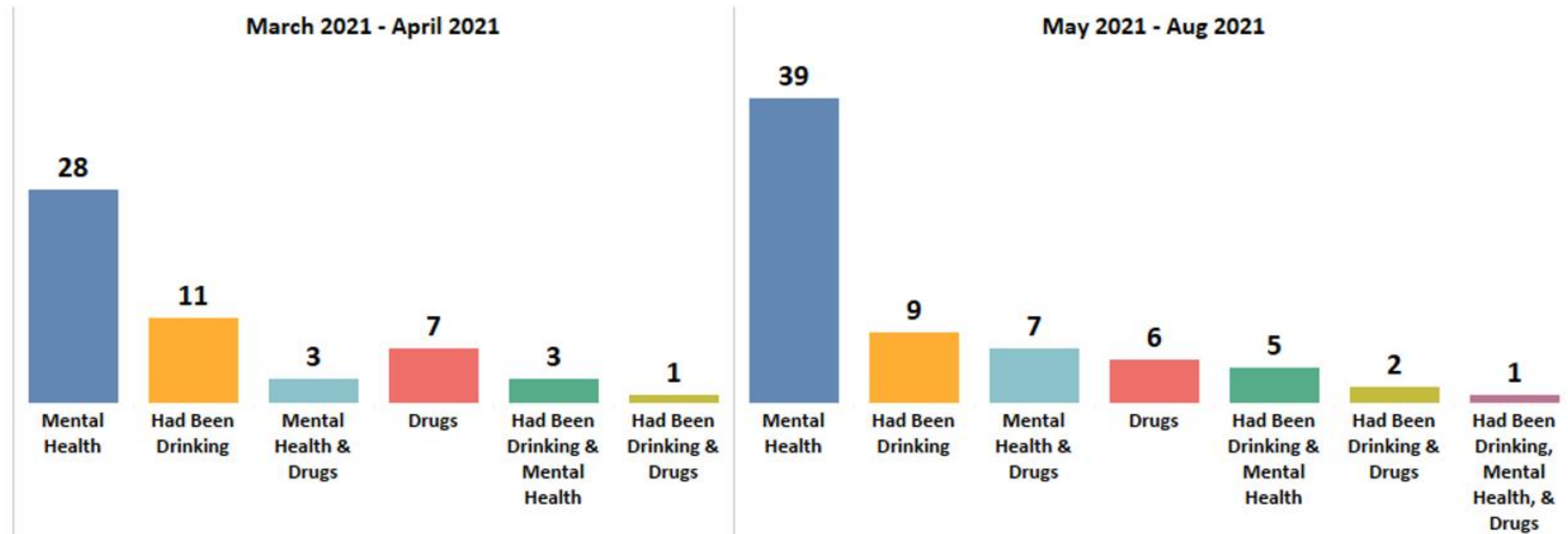
11

March 2021 - August 2021





Jefferson County Sheriff's Office Average Behavioral Health Related Calls per Month March 2021 - August 2021



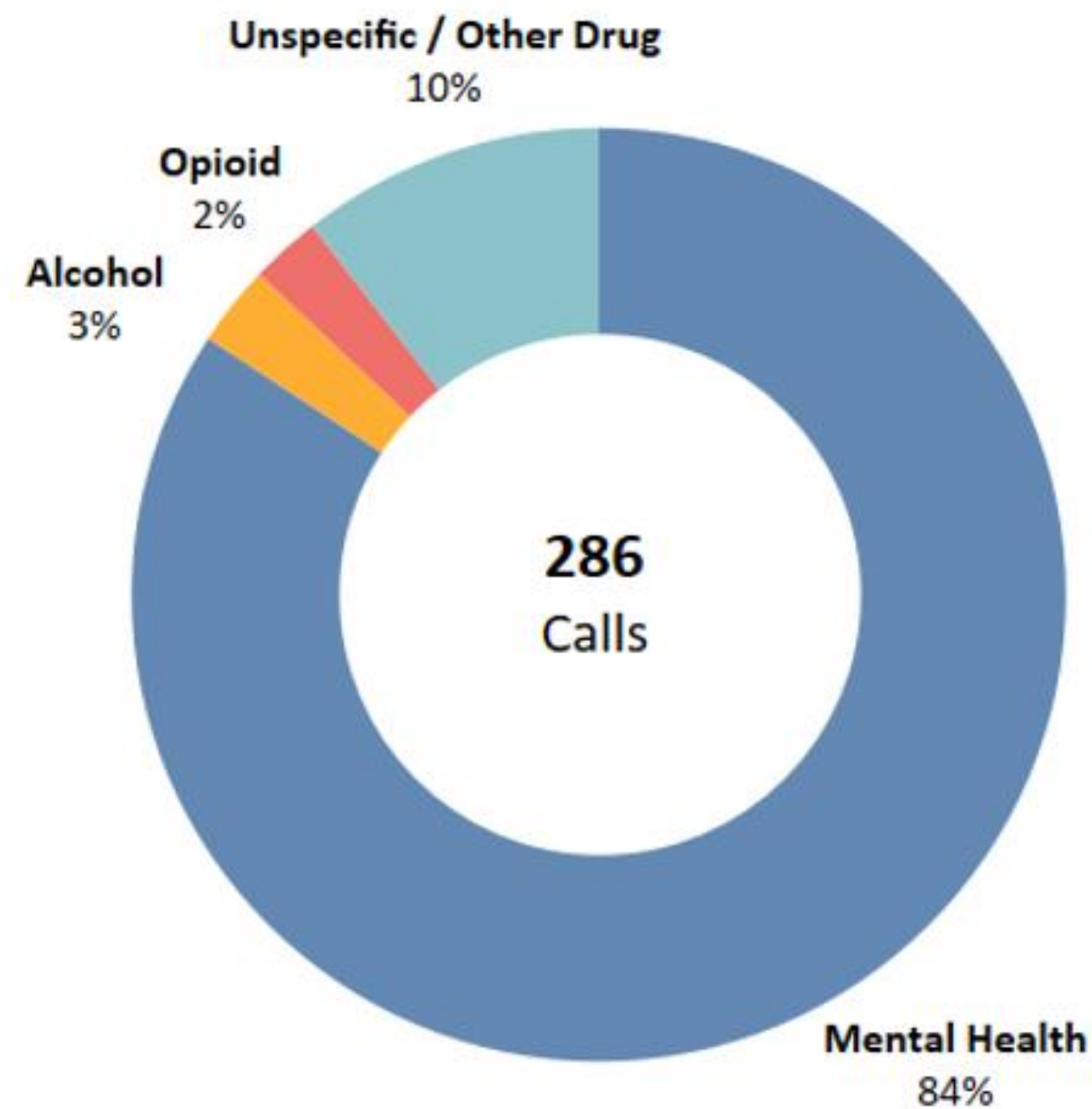
Average monthly behavioral health related calls increased significantly between the comparison period (March and April 2021 compared to May 2021 – August 2021). Calls for issues related including mental health increased by more than 50% per month.



More than 80% of East Jefferson Fire Rescue's behavioral health related calls are identified as being related to mental health. On average there are 20 mental health calls per month.

13

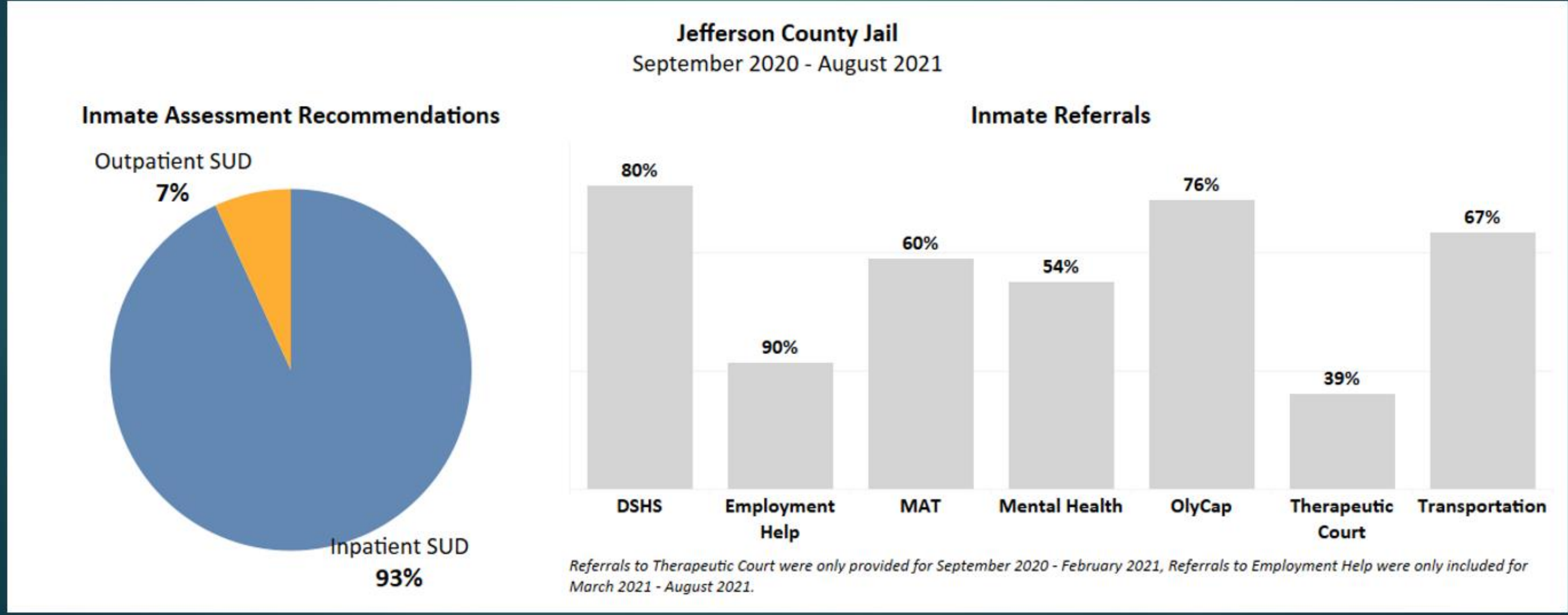
East Jefferson Fire & Rescue Behavioral Health Related Calls
September 2020 - August 2021



	Mental Health	Alcohol	Opioid	Unspecific / Other Drug
Sep-20	26		1	1
Oct-20	26			5
Nov-20	19	1	1	2
Dec-20	16	1		2
Jan-21	21	4		
Feb-21	17		1	4
Mar-21	19	1		4
Apr-21	15		1	
May-21	20		1	3
Jun-21	23			6
Jul-21	19		1	3
Aug-21	20	1	1	
Average Monthly Volume	20.1	0.7	0.6	2.5



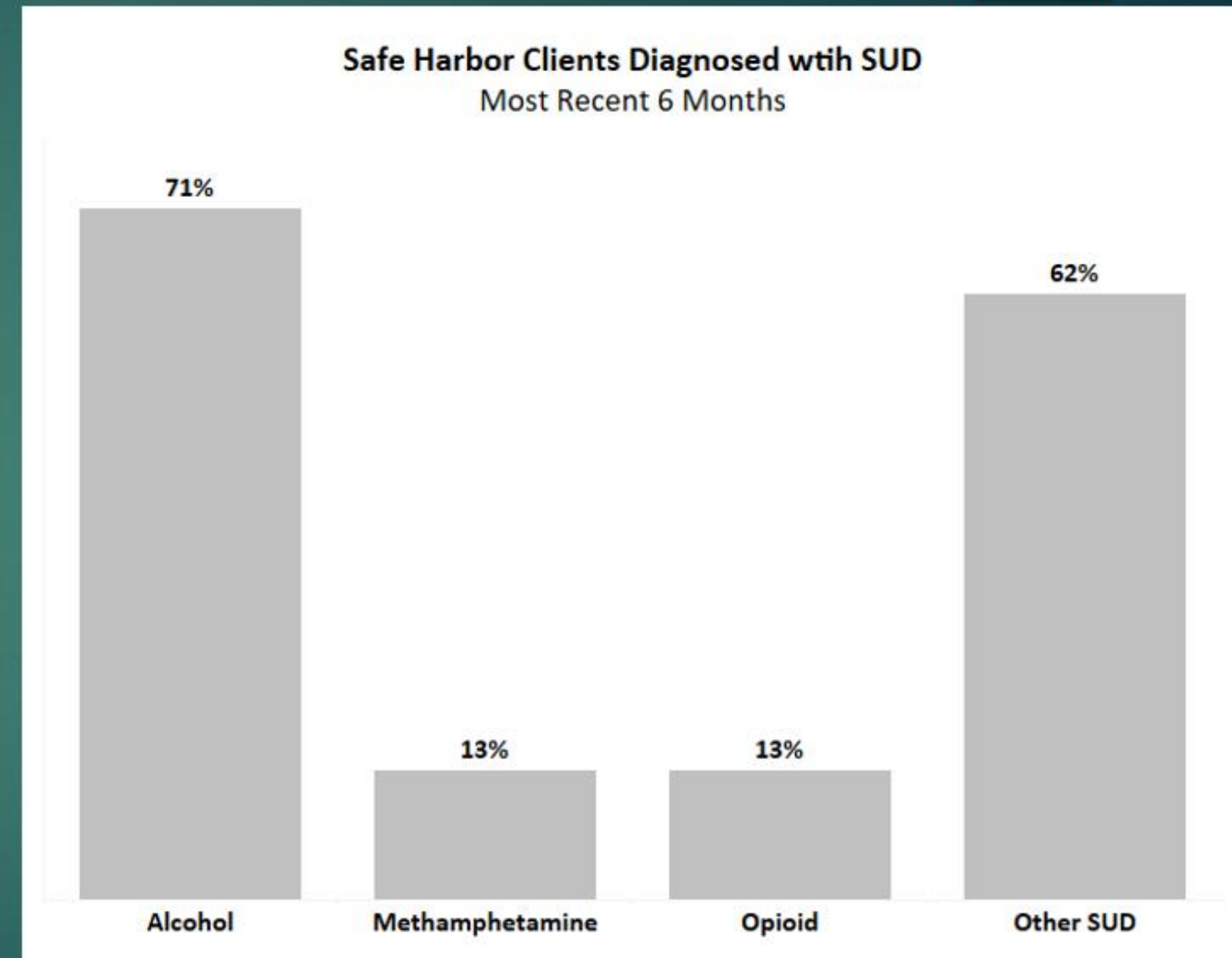
More than 90% of Jefferson County Jail inmate assessments result in recommendations for inpatient SUD treatment. 60% of assessments also result in a referral to MAT and 54% to mental health services. Importantly, the vast majority also need assistance with transportation and other social determinants of health (housing, employment, etc.)





Safe Harbor

- ▶ Of the clients screened for SUD by Safe Harbor in the most recent 6 months:
 - ▶ Over 70% were diagnosed with alcohol use disorder
 - ▶ 13% with Opioid use disorder
 - ▶ 13% with Methamphetamine use disorder
 - ▶ 62% were diagnosed with “other SUD”.
 - ▶ These numbers include duplication – with the majority of clients being diagnosed with more than one category of SUD.



75% of Safe Harbor Clients receiving MAT services have been receiving MAT for 3 or more months without interruption.



Recovery Café Member data demonstrates a wide range of issues/needs.

Between January 2021 and
June 2021

- **46** - Current Members
- **5** - Weekly Recovery Circles
- **1,056** - Meals Served
- **210** - Outreach Hours
- **717** - Member Contacts
- **2** - School for Recovery Classes

16

57% Struggle with Substance Abuse

45% Struggle with Alcohol Use

44% Have Been Homeless in the Past

40% Struggle with Mental Health

31% Experience "a lot" of Trauma

19% Are Experiencing Homelessness

18% Experienced Domestic Violence and/or Sexual Assault



Data Focus Areas for Sept '21 – Feb '22

- Integrate evolving players in data collection standardization and strategy
- Quantify impacts of folks moving from the Fairgrounds (City) to Mill Street Property (County)
- Celebrate improvements: Consistency between City and County data collection report - build on that with the addition of Recovery Navigator program
- Use the longer term set of consistent data to identify trends (ex: HB1310/SB 5467 impacts, others?)
- Gather “total calls” data for EMS and law enforcement data
- Referral issues - how can we improve/measure success
- Drill down on COVID impacts.
- Explore having EMS track co-morbidities for a month?
- Explore how to procure data from the broader Jefferson County Fire and Rescue teams to gain a more accurate picture of East-Jefferson-wide Behavioral Health encounters and service connection.



Funding Update

Jolene Kron, SBH-ASO Clinical Director



SBH-ASO – Recovery Navigator Program

- Intended as referral source for law enforcement and community
- Funding is intended for a street outreach program; to fill gaps; to avoid overstepping existing programs; and to cohere on-the-ground efforts.
- Not a Crisis Response Program, or part of the crisis system.
- Program has separate requirements and responsibilities, including peer-oriented staffing requirements

MHBG RFP Services List
Treatment Services
Assessment
Engagement and Outreach
Treatment (outpatient-individual, group, brief, day)
Case Management
Assertive Community Treatment
Peer Services
Recovery Supports
Transportation
Supported Employment
Supportive Housing
Traditional Healing
Facility-based Crisis Stabilization
Services provided in a licensed facility
Training-Mental Health or Co-Occurring Specific
Training specific to agency staff (conferences, agency-sponsored)
Training provided to community partners



SBH-ASO Funding-related Updates

- RFP funding
- Peer Pathfinder from Incarceration
- Peer Enhancement to Crisis Teams



OCH's Community-Information Exchange Survey

Community-information exchange survey (CIE)

The purpose of [this survey](#) is to connect with health serving (physical, behavioral, dental, social) organizations and Tribes throughout the Olympic region to learn about the functions, purpose, interest, and commitment to a closed-loop, bi-directional, digital communications platform. Results from this survey will be compiled and presented to the OCH Board of Directors to inform next steps. OCH recognizes that this has been a long-standing priority of the region and that there have already been a few attempts to identify a path forward. We appreciate your time in continuing this important conversation. **OCH will pay your organization or Tribe \$100 for participating** (one payment per organization/Tribe regardless of how many people complete the survey) if you provide your name and email while submitting the survey.

- **Community-Information Exchange (CIE):** A network of partners – social service agencies, community-based organizations, Tribes, government, physical and behavioral health organizations – who commit to coordinating care so that individuals have better access to the care and supports needed to improve their health.
- **Health-Information Exchange (HIE):** Transmission of health-related data among health (physical, behavioral, dental) providers.
- **Care coordination:** Deliberate organization of patient/client care activities and sharing information to achieve safer and more effective care.
- **Bi-directional:** Information moving in two directions (to and from participating partners). Bi-directional systems result in communication that can be received and sent by all parties in compliance with HIPAA and 42 CFR Part 2 requirements.
- **Closed-loop referral:** The sending provider (referrer) receives communication from receiving provider (referee) on current status of referral with the ultimate goal of completion of service.
- **Community-Clinical Linkages:** Connections between community and clinical partners to improve population health. When clinical and community partners work together, we create better health outcomes for everyone.

[Link: OCH's CIE Survey](#)



World Mental Health Day – 10/10/2021

Social Media Campaign - Graphic and relevant narrative/resource ran 10/8-11/2021

View Results

Performance
\$30.00 spent over 4 days.

Post Engagements **274**

Reach **2,427**

Cost Per Post Engagement **\$0.11**

Activity

Post Engagement: 274

Post Reactions: 221

Post Shares: 32

Post Saves: 4

Link Clicks: 4

See Less

Ad Rating
Are you satisfied with this ad?
No

Details

Status: Completed

Goal: Get more engagement

Total budget: \$30.00

Duration: 4 days

Preview
Mental health care for e

Jefferson County Public Health ✓
October 8 at 9:01 AM · 🌐

Mental health care for all: let's make it a reality

If you or someone you know is having a mental health emergency:

- ◆ Dial 911
- ◆ Call Discovery Behavioral Health (formerly Jefferson Mental Health) Crisis Hotline - day or night: 360-385-0321
- ◆ Call the National Suicide Prevention Lifeline: 800-273-TALK (8255)
- ◆ Call the Salish Regional Crisis Line: 1-888-910-0416

For more support in Jefferson County, visit: <https://namijeffcowa.org/> or <https://www.behealthyjefferson.com/>

[Image Description: Text saying "World Mental Health Day" over an image of a sunrise with outstretched hands reaching towards it. An image of a brain is placed over the sun.] #WorldMentalHealthDay #healthyinJeffCoWA #BeHealthyJefferson

World Mental Health Day
October 10, 2021

Explore mental health resources from experts. [Explore](#)

View Results

This ad reached 2,427 people in your audience.

People | Placements | Locations

Duration: 4 days

See All

Preview

Mental health care for all: let's make it a reality If you or someone you know is having a mental health emergency:

- ◆ Dial 911
- ◆ Call Discovery...



Potential Funding Opportunities

- **HRSA-22-059** - RHNDP - \$100k
Post: 10/29/21, Due: 1/28/22, Start: 7/1/22
- **HRSA-22-057** - RCORP-I \$714,285.00
Post: 11/18/21, Due: 2/16/22, Start: 9/1/22
- **HRSA 22-061** - RCORP OU/MH/BH - \$520k
Post: 12/17/21, Due: 3/18/22, Start 9/1/2022
- **HRSA 22-060** - RCORP-PsychoStim - \$520k
Post 1/12/22, Due: 4/13/22, Start: 9/1/22
- **SAHMSA SM-22-003** - Youth Suicide/Early Prevention; \$733,333.33 Post 12/30/21; due: Unknown; Start: Unknown
- **SAHMSA SP-22-001** - Harm Reduct Program Suicide/Early Prevention; \$400,000 Post 11/30/21; due: Unknown; Start: Unknown
- **SAMHSA TI-22-005** - State Opioid Response-Regional; ?\$23,666,666? Post 2/15/22; due: Unknown; Start: Unknown.

HRSA-22-059
Rural Health Network Development Planning

HRSA-22-057
Rural Communities Opioid Response Program-Implementation

HRSA-22-061
Rural Communities Opioid Response Program – Mental and Behavioral Health

HRSA-22-060
Rural Communities Opioid Response Program-Psychostimulant Support

SM-22-003
Garrett Lee Smith State/Tribal Youth Suicide Prevention and Early Intervention Grant Program

SP-22-001
Harm Reduction Program Grant

TI-22-005
State Opioid Response Grants
Department of Health and Human Services
Substance Abuse and Mental Health Services Adminis

Apply Subscribe

FORECAST VERSION HISTORY RELATED DOCUMENTS PACKAGE

NOTE: This is a Forecasted Opportunity. [Print Forecast Details](#)

General Information

Document Type: Grants Notice	Version: Forecast 2
Opportunity Number: TI-22-005	Forecasted Date: Jul 30, 2021
Opportunity Title: State Opioid Response Grants	Last Updated Date: Jul 30, 2021
Opportunity Category: Discretionary	Estimated Post Date: Feb 15, 2022
Opportunity Category Explanation:	Estimated Application Due Date:
Funding Instrument Type: Grant	Estimated Award Date:
Category of Funding Activity: Health	Estimated Project Start Date:
Category Explanation:	Fiscal Year: 2022
Expected Number of Awards: 60	Archive Date:
CFDA Number(s): 93.788 -- Opioid STR	Estimated Total Program Funding: \$1,420,000,000
Cost Sharing or Matching Requirement: No	Award Ceiling:
	Award Floor:

Eligibility

Eligible Applicants: Others (see text field entitled "Additional Information on Eligibility" for clarification)

Additional Information on Eligibility: Eligibility is limited to Single State Agencies (SSAs) and territories.

Additional Information

Agency Name: Substance Abuse and Mental Health Services Adminis

Description: This SAMHSA grant program aims to address the opioid crisis by increasing access to medication-assisted treatment using the three FDA-approved medications for the treatment of opioid use disorder, reducing unmet treatment need, and reducing opioid overdose related deaths through the provision of prevention, treatment and recovery activities for opioid use disorder (OUD) (including illicit use of prescription opioids, heroin, and fentanyl and fentanyl analogs).

Link to Additional Information:

Grantor Contact Information: Danielle Johnson
(240) 276-2712
OPIODSOR@samhsa.hhs.gov



Upcoming Meetings

- Weekly Tuesdays and Thursdays - BH Therapeutic Court and Therapeutic Drug Court respectively
- 10/14 - BHC Meeting #14
- 10/19 - JBS Outcomes Driven MOUD Webinar
- 10/18 - Adaptive Leadership Academy
- 10/19 - BHAC: School-Based Funding - Special Mtg
- 10/19 - South County Harm Reduction
- 10/20 - EJFR Board of Fire Commissioners
- 10/21 - YAB Workgroup Meeting
- 10/21 - Jefferson County Board of Health
- 10/26-27 - Nat'l Standards for Cultural/Linguistic Appropriate Services in Health and Health Care
- 10/27 - Pre Hospital BH Summit
- 11/04 - Advancing Health through Community Partnership - HCA/ACH
- 11/04 - RCORP-I TA Call
- 11/08 - OCH BoD Meeting
- 11/10 - NACCHO Budget Training
- 11/11 - BHC Meeting #15



Next BHC Meeting

Thursday, November 11th, 2021

@3pm





Thank You



Acronym Sheet

BH – Behavioral Health

BHC – Behavioral Health Consortium

CHIP – Community Health Improvement Plan

DUI – Driving Under the Influence

ED – Emergency Department

EJFR – East Jefferson Fire Rescue

EMS – Emergency Medical Services

JCPH – Jefferson County Public Health

JeffCo – Jefferson County

JHC – Jefferson Healthcare

HFPD – Health Facilities Planning and
Development Consultants

HRSA – Health Resources and Services
Administration

MAT – Medically Assisted Treatment

MH – Mental Health

ODU – Opioid Use Disorder

PTPD – Port Townsend Police Department

RHNDP-P – Rural Health Network Development
Program – Planning

RCORP-P – Rural Community Opioid Response
Program – Planning

RCORP-I – Rural Community Opioid Response
Program – Implementation

SUD – Substance Use Disorder

TBH – To Be Hired

VOA – Volunteers of America – Crisis Line

Vol - Voluntary

Invol – Involuntary