



Sheriff's Department Data

May 17, 2021, 3:30 pm

The BHC is funded by HRSA's RCORP-Implementation Grant
through September 2023



Agenda – 5/17/21 Sheriff's Data - Subgroup Meeting

- Hi-level goal: Standardize approach to coding/reporting data between City/County law enforcement
- Review current data landscape
- Discuss best next steps toward a standardized approach



Sheriff Data

Jefferson County Sheriff's Office data for 9/1/2020 – 2/28/2021:

Mental Health Involved: 110 incidents

Drugs/Narcotics Involved: 46 incidents

Alcohol Involved: 43 incidents

Total Incidents: Not available at this time.

Commissioner [Brotherton takeaway \(2:23:06 mark\)](#) of Commissioner Briefing

Need to standardize how law enforcement agencies code/report their data



Sheriff Data

PDN: Feb 2, 2021

“Nole provided commissioners Monday with data of arrests and incident responses that showed there were 14,750 incident responses with 125 related to alcohol, 109 related to drug and narcotics, and 212 related to mental health in 2019.

In last year’s numbers through Nov. 12, there were 10,692 incident responses, with 93 related to alcohol, 110 related to drug and narcotics, and 282 related to mental health, he said.”

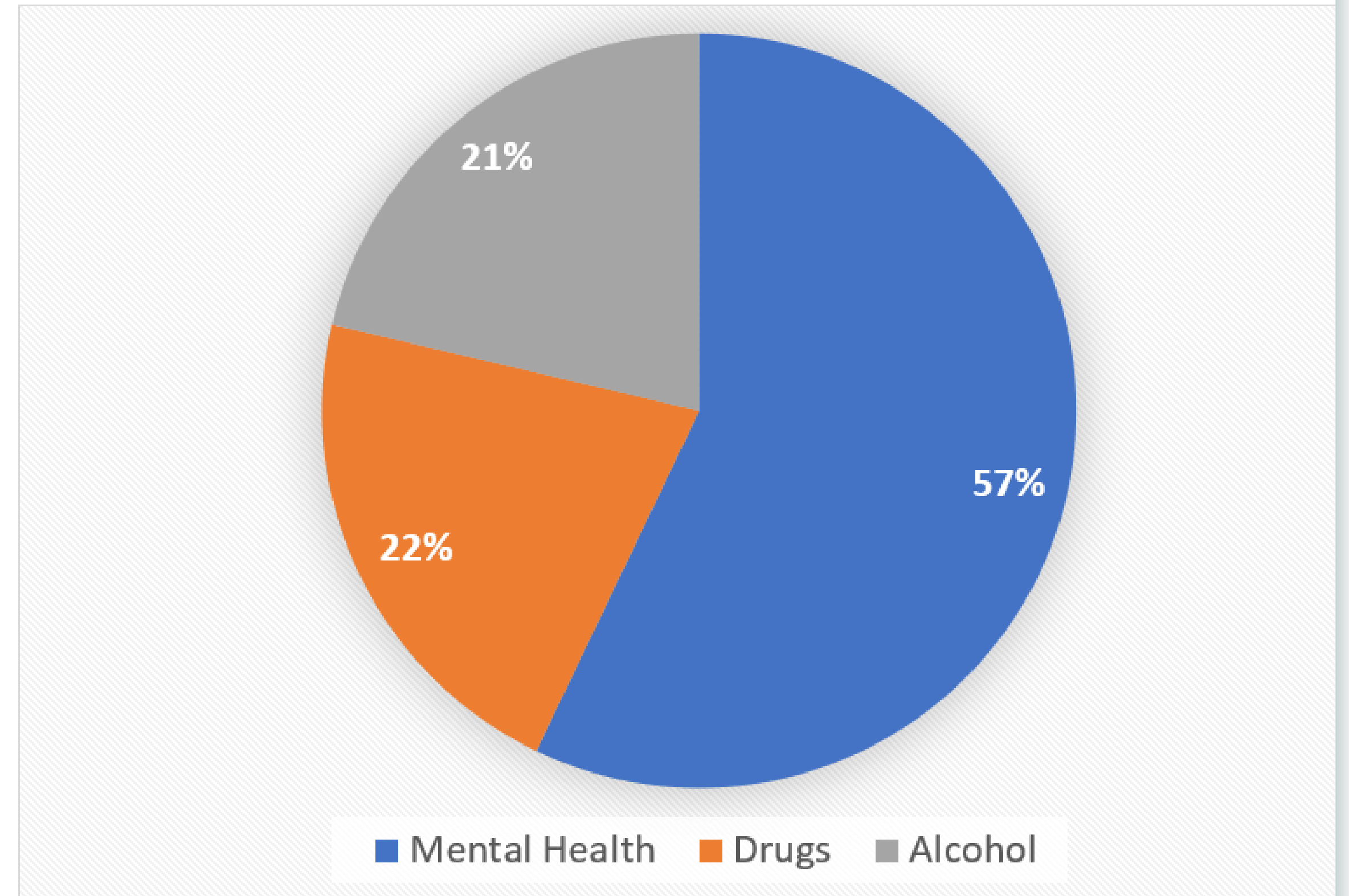
Commissioner [Brotherton Inquiry \(2/1/201 Commissioner’s meeting 1:47:53 mark\)](#): Question: 1 year of 14k incidents, but only <1-2% include MH/SUD?



Jefferson County Sheriff's Office Data

(March 2020-Feb 2021)

- 57% of Jefferson County Sheriff's Office Behavioral Health Calls are mental health related, with 43% associated with substance use.
- This data is focused on the "top of the mind" issue – and does not include data on potential co-occurring issues.





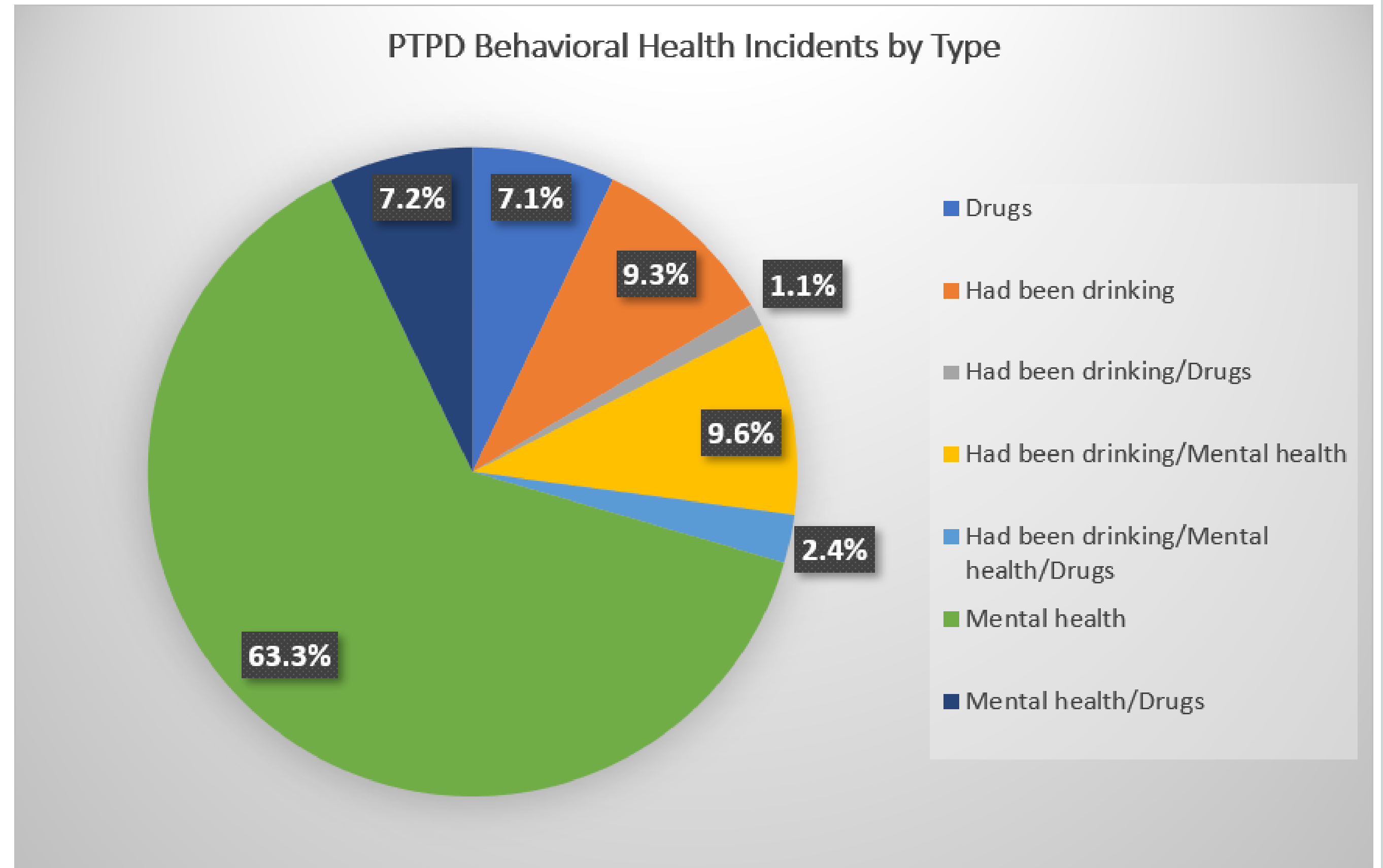
Example of PTPD Data

1	Incident Date And Time	Incident Number	Incident ORI	Incident Type	Incident CFS Disposition
2	09/01/2020 20:39:40	2020-00005393	WA0160100	THREATS	V; HBD; MH;
3	09/02/2020 04:08:54	2020-00005397	WA0160100	UNWA	MH;
4	09/02/2020 19:43:29	2020-00005411	WA0160100	DUI	HBD;
5	09/03/2020 08:46:11	2020-00005416	WA0160100	WELF	V;
6	09/03/2020 18:38:48	2020-00005430	WA0160100	FI	MH;
7	09/04/2020 10:12:36	2020-00005441	WA0160100	FI	MH;
8	09/04/2020 10:33:48	2020-00005443	WA0160100	Harrassment	MH;
9	09/04/2020 23:26:35	2020-00005461	WA0160100	FI	HBD;
10	09/05/2020 15:19:33	2020-00005475	WA0160100	TC	HBD;
11	09/05/2020 15:52:44	2020-00005476	WA0160100	WELF	HBD; MH;
12	09/05/2020 22:22:43	2020-00005480	WA0160100	Assist	MH;
13	09/06/2020 14:12:20	2020-00005493	WA0160100	Death	V;
14	09/06/2020 20:53:34	2020-00005502	WA0160100	TRAF	MH;
15	09/07/2020 07:26:08	2020-00005507	WA0160100	Prowl	MH;
16	09/07/2020 12:08:02	2020-00005514	WA0160100	CNPO	MH;
17	09/07/2020 12:53:27	2020-00005515	WA0160100	WELF	MH;
18	09/07/2020 18:01:35	2020-00005525	WA0160100	WELF	HBD;
19	09/08/2020 08:43:37	2020-00005529	WA0160100	INFO	MH;
20	09/08/2020 12:00:05	2020-00005540	WA0160100	TRAF	HBD; MH;
21	09/09/2020 02:11:37	2020-00005561	WA0160100	DOMG	HBD;
22	09/09/2020 09:23:43	2020-00005565	WA0160100	WELF	MH;
23	09/09/2020 19:59:53	2020-00005572	WA0160100	ASSA	V;
24	09/10/2020 03:26:16	2020-00005577	WA0160100	SUSP	V; MH;
25	09/10/2020 04:21:00	2020-00005578	WA0160100	DISC	V;
26	09/10/2020 21:29:15	2020-00005589	WA0160100	SUSP	MH;



Port Townsend PD Behavioral Health Incidents (Mar 2020 – Feb 2021)

- 82.5% include a mental health component
 - Of that, 12% include alcohol and 9.6% include drugs
- 22.4% include alcohol
- 17.8% include drugs

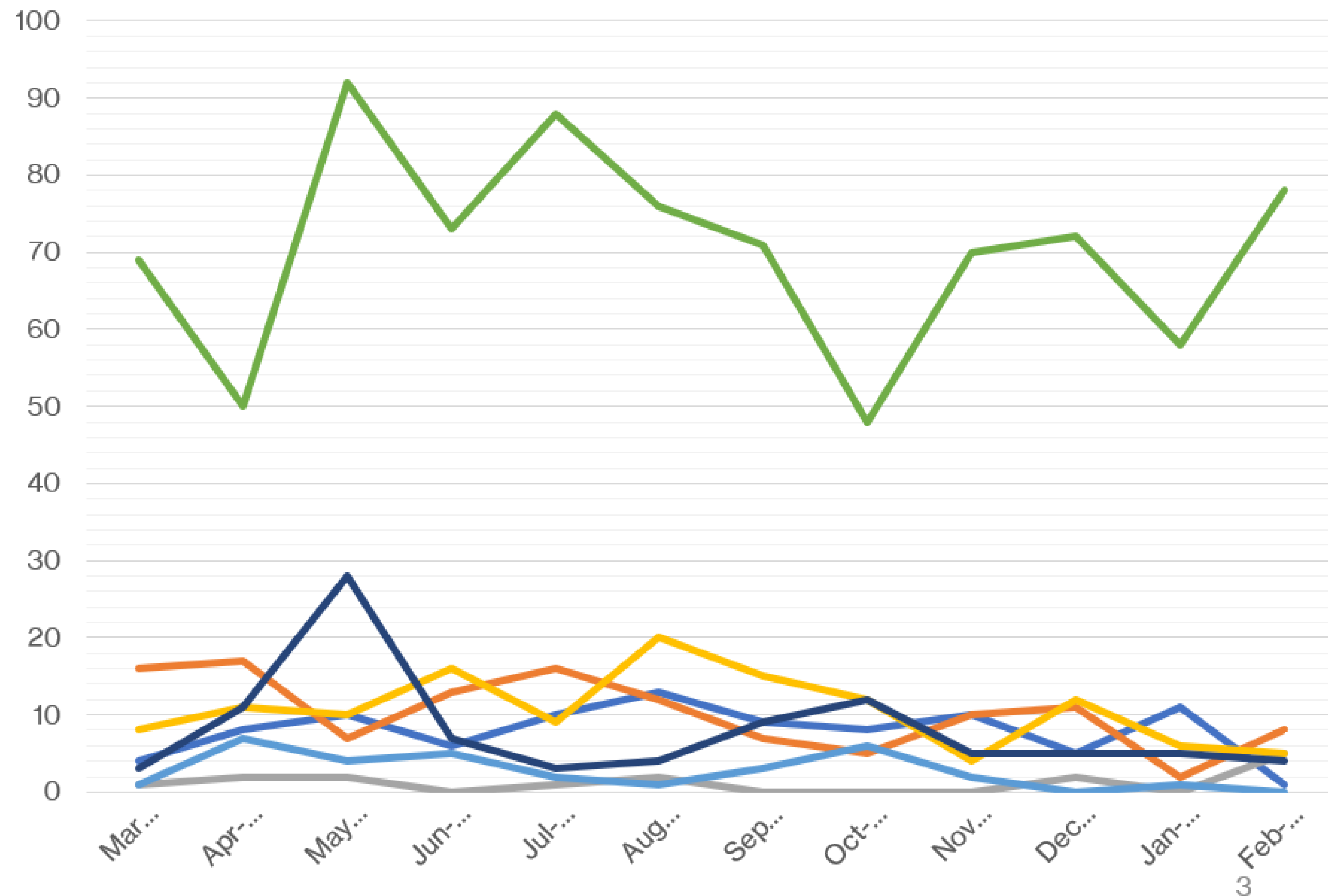




While there is significant differences by month, mental health incidents have increased by 13% between March 2020 and February 2021, and all behavioral health incidents (many also including a mental health component) have been basically flat.

Port Townsend Police Department Behavioral Health Incident Trends Over Time (March 2020-Feb 2021)

- Drugs
- Had been drinking
- Had been drinking/Drugs
- Had been drinking/Mental health
- Had been drinking/Mental health/Drugs
- Mental health
- Mental health/drugs





Port Townsend Police Department Behavioral Health Incident Trends Over Time (March 2020-Feb 2021)								
	Drugs	Had been drinking (HBD)	HBD/Drugs	HBD/Mental health (MH)	HBD/MH/Drugs	MH	MH/drugs	
Mar-20	4	16	1	8	1	69	3	
Apr-20	8	17	2	11	7	50	11	
May-20	10	7	2	10	4	92	28	
Jun-20	6	13	0	16	5	73	7	
Jul-20	10	16	1	9	2	88	3	
Aug-20	13	12	2	20	1	76	4	
Sep-20	9	7	0	15	3	71	9	
Oct-20	8	5	0	12	6	48	12	
Nov-20	10	10	0	4	2	70	5	
Dec-20	5	11	2	12	0	72	5	
Jan-21	11	2	0	6	1	58	5	
Feb-21	1	8	5	5	0	78	4	
Annual % Change	-75%	-50%	400%	-38%	-100%	13%	33%	



Next Steps

To achieve a consistent coding/reporting data approach:

- Address coding standardization at incident codes input point
- Match report query protocol to what PTPD is doing currently
- Reconvene on 6/21 to share progress update.