



SBHC Advisory Committee

October 28, 2021 3:30pm

October 28, 2021 - Agenda

1. School and SBHC Adaptations due to COVID-19
2. 2020-2021 SBHC annual report
3. Behavioral Health Update
4. Medical update
5. YSBIRT discussion - **Dr. Melinda Bower**
6. Quilcene School District SBHC- updates
7. Narcan in the Schools
8. Ongoing conversation: Vaping
9. Ongoing conversation: Housing for Students
10. Future Meetings: February 24th, 2022 @ 3pm?
May 12th, 2022 @3pm

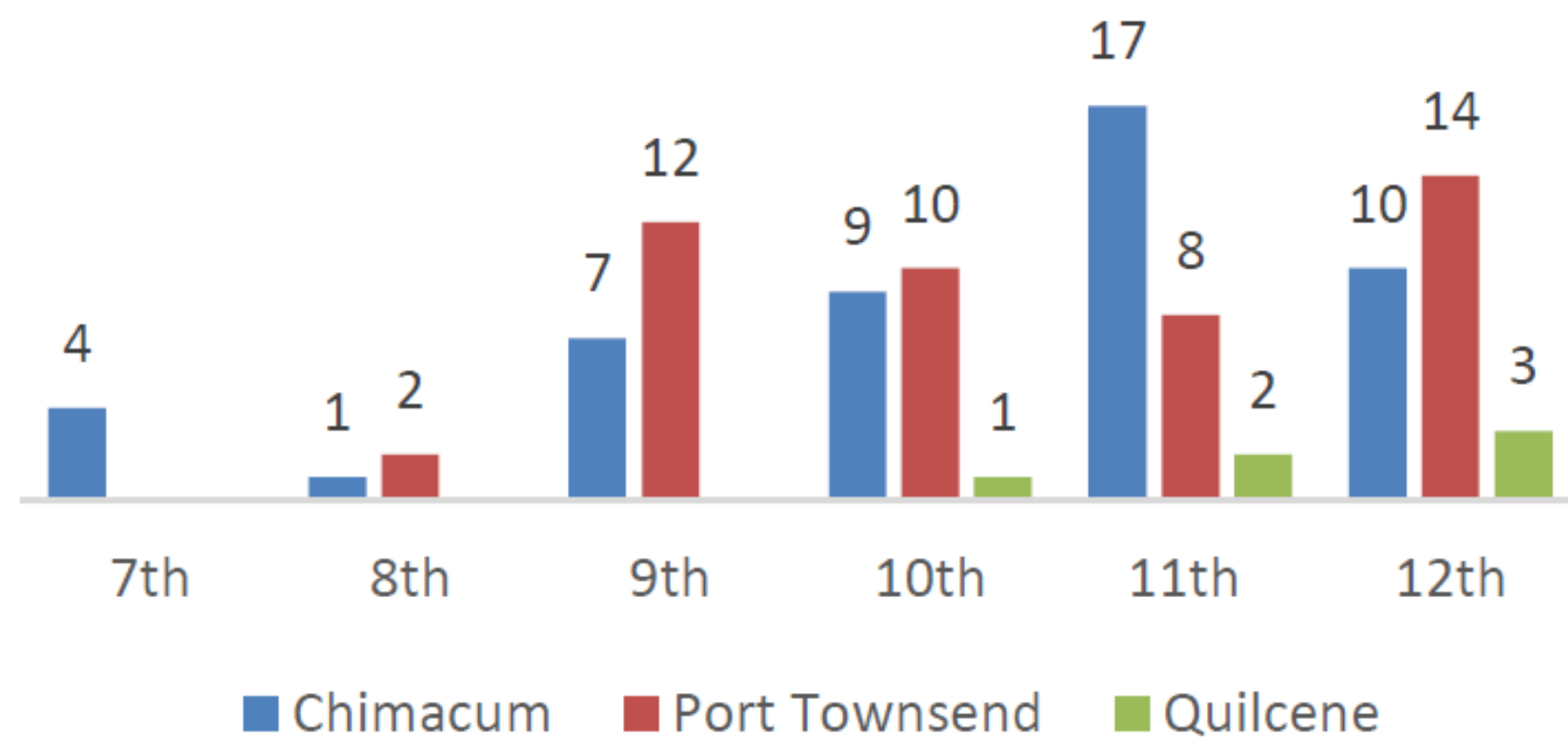
2020 – 2021 SBHC Annual Report

Medical Services - Demographics

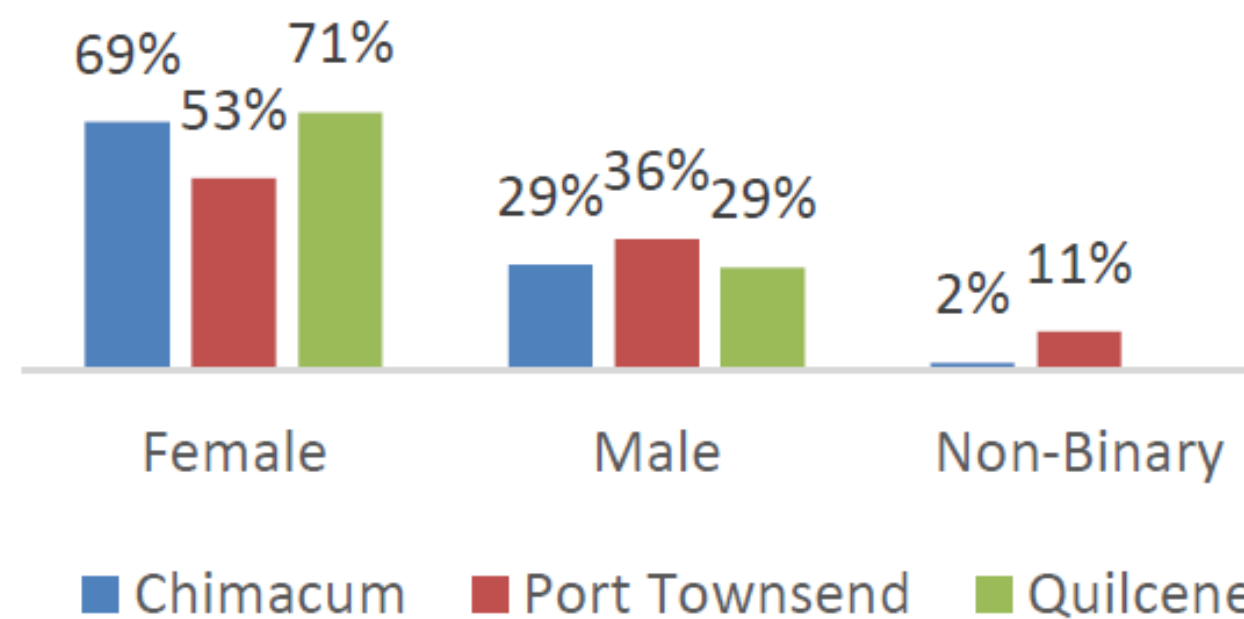
The COVID-19 pandemic impacted the number of users and visits during the 2020 – 21 school year.

Chimacum had students from grades 7 - 12, Port Townsend students from 8 – 12, and Quilcene students from 10 - 12. Two SBHC users did not report their grade. SBHC users were more likely to be female in all schools. In the 2020 – 21 school year, the SBHC program added non-binary as a gender option for students to select.

SBHC Unique Users by Grade



SBHC Unique Users by Gender



2020 – 2021 SBHC Annual Report

Medical Services – Demographics – Cont’d

Racial Composition	Chimacum (Grades)		Port Townsend (Grades)		Quilcene (Grades)	
	SBHC (6-12)	Dist. (6-12)	SBHC (6-12)	Dist. (K-12)*	SBHC (6-12)	Dist. (K-12)*
White	78.6%	78.4%	82.9%	80.1%	83.3%	83.7%
American Indian / Alaska Native (AIAN)	4.8%	0.7%	0.0%	1.0%	0.0%	0.8%
Black	0.0%	0.3%	0.0%	0.8%	0.0%	0.8%
Hispanic	4.8%	6.9%	0.0%	9.0%	0.0%	4.9%
Asian	0.0%	1.6%	4.9%	1.6%	0.0%	1.1%
Native Hawaiian / Other Pacific Islanders (NHOPI)	0.0%	0.3%	0.0%	0.1%	0.0%	0.2%
Two or More	11.9%	11.8%	12.2%	7.4%	16.7%	8.6%
Total**	100.1%	100.0%	100.0%	100.0%	100.0%	100.0%

For SBHC reported race/ethnicity, any selection of two separate race categories were recoded to the two or more races category. Each SBHC had users who did not report their race/ethnicity, in Chimacum 12% did not report, in Port Townsend 13% did not report, and in Quilcene 14% did not report.

Overall, the majority of students in Chimacum, Port Townsend, and Quilcene identify as white, similar to the percentage of students for their districts respectively.

In Chimacum, among SBHC users there was a higher representation of American Indian/Alaska Native than the district population. In Port Townsend, there was a higher representation of Asian and students who identify as two or more races than the district population. In Quilcene, there was a higher representation of students who identify as two or more races than the district population.

*Note: Data unavailable to restrict by grade.

**Note: Totals may not equal 100%. They may exceed 100% because SBHC race and ethnicity categories are not mutually exclusive or total above/below 100% due to rounding.

2020 – 2021 SBHC Annual Report

Medical Services - SBHC Referrals To and From

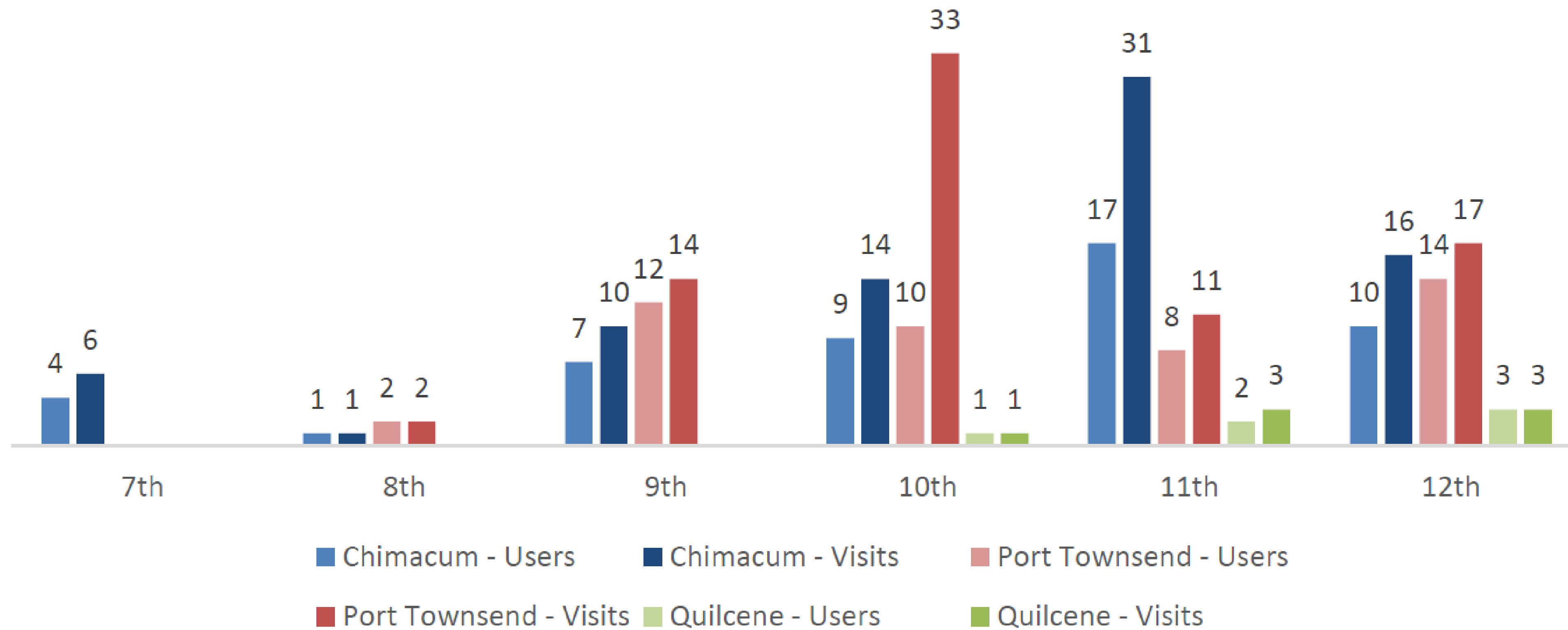
- Referrals **To** SBHC Medical
 - Parent
 - Friend
 - School
 - Counselor

- Referrals **From** SBHC Medical
 - Mental Health
 - Medical / Specialties
 - Other (CHINS, WISe, McKinney Vento Program, etc.)

2020 – 2021 SBHC Annual Report

Medical Services - SBHC Service Usage by Grade

Clinic Users and Visits by Grade



2021 – 2021 SBHC Annual Report

Medical Services - SBHC Service Usage – Cont'd

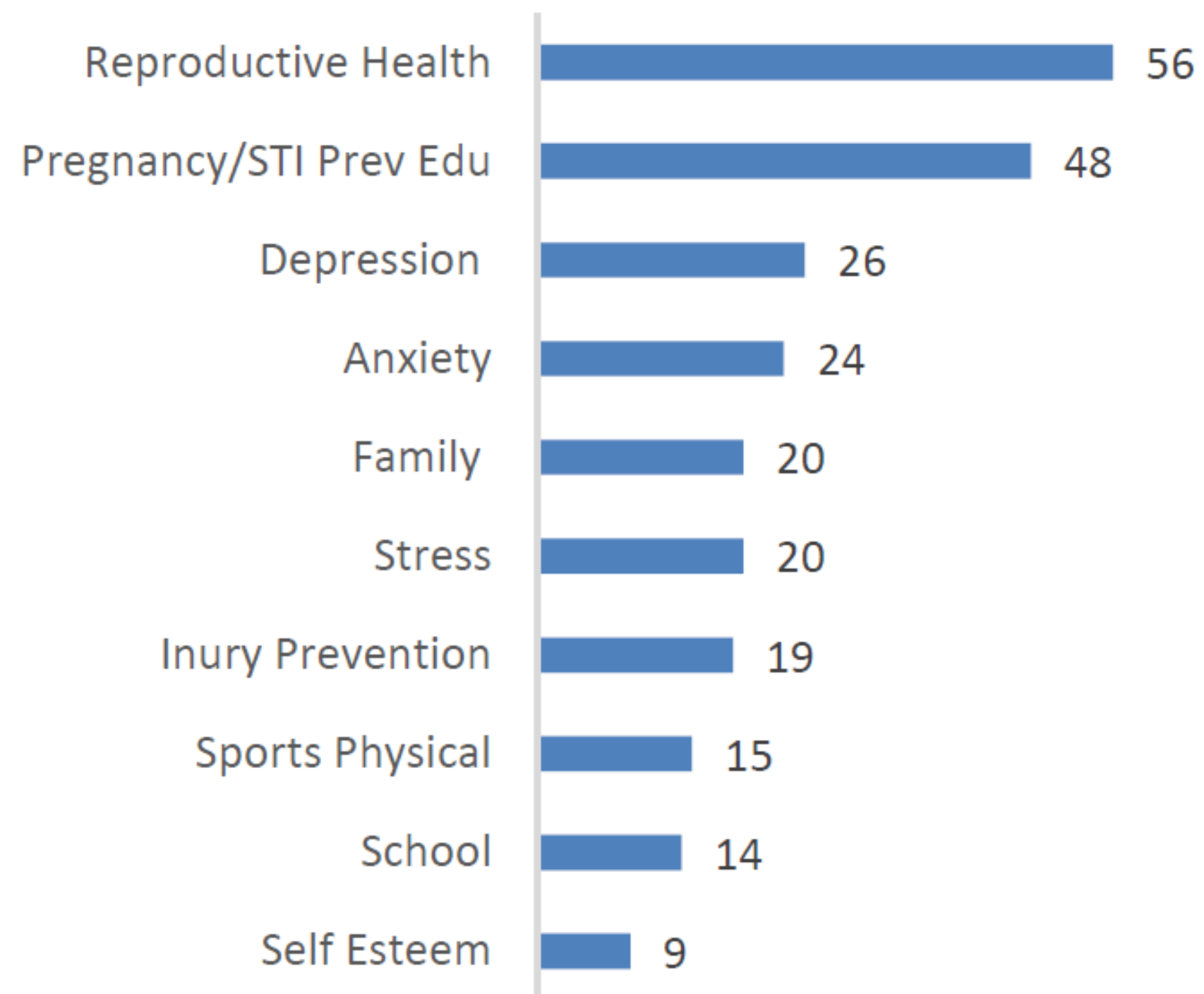
Top five reasons for clinic visits by category:

	BEHAVIORAL HEALTH		PHYSICAL HEALTH		HEALTH EDUCATION	
	Student Concern	Clinician Addressed	Student Concern	Clinician Addressed	Student Concern	Clinician Addressed
1	Depression	Depression	Reprod. Health	Reprod. Health	Preg. / STI Prev.	Preg. / STI Prev.
2	Anxiety	Anxiety	Sports Physical	Sports Physical	Injury Prev.	Injury Prev.
3	Family	Family	Injury	Injury	Nutrition	Nutrition
4	Stress	School	Pain	Pain	Eating Disorder	Eating Disorder
5	School	Stress	Allergies	Allergies	Immunization	Immunization

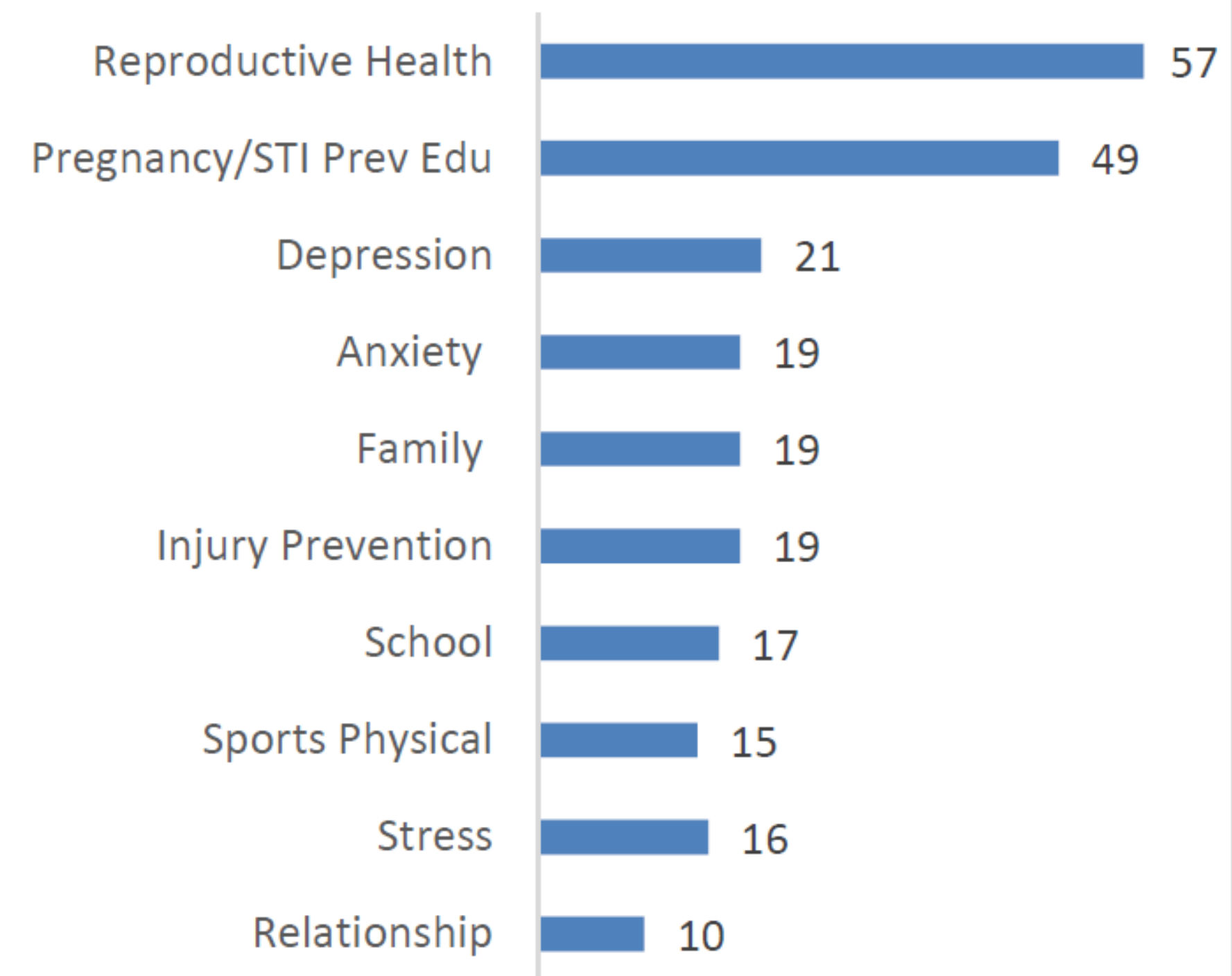
2020 – 2021 SBHC Annual Report

Medical Services - Student Visit Reasons

Top 10 Student Concerns

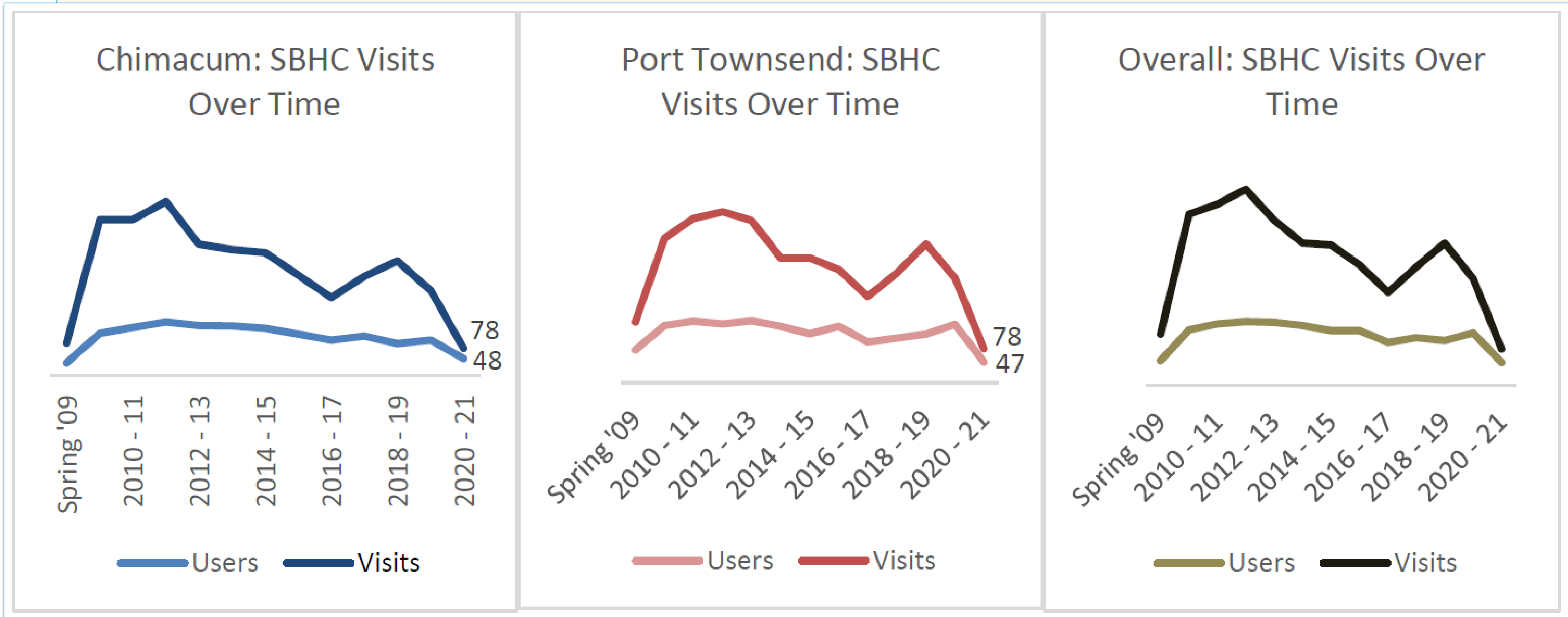


Top 10 Issues Addressed by Clinicians



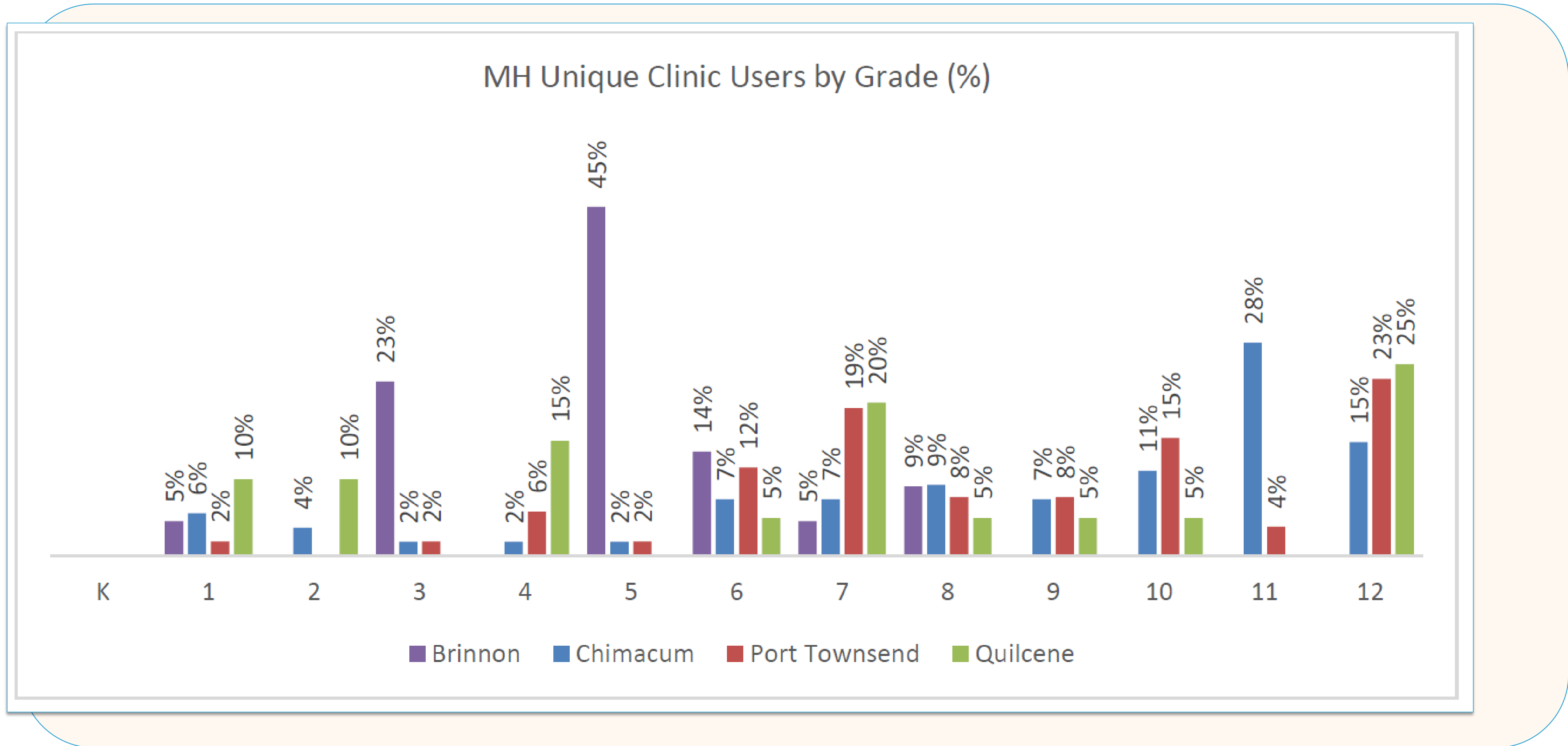
2020 – 2021 SBHC Annual Report

Medical Services - SBHC Use Over Time



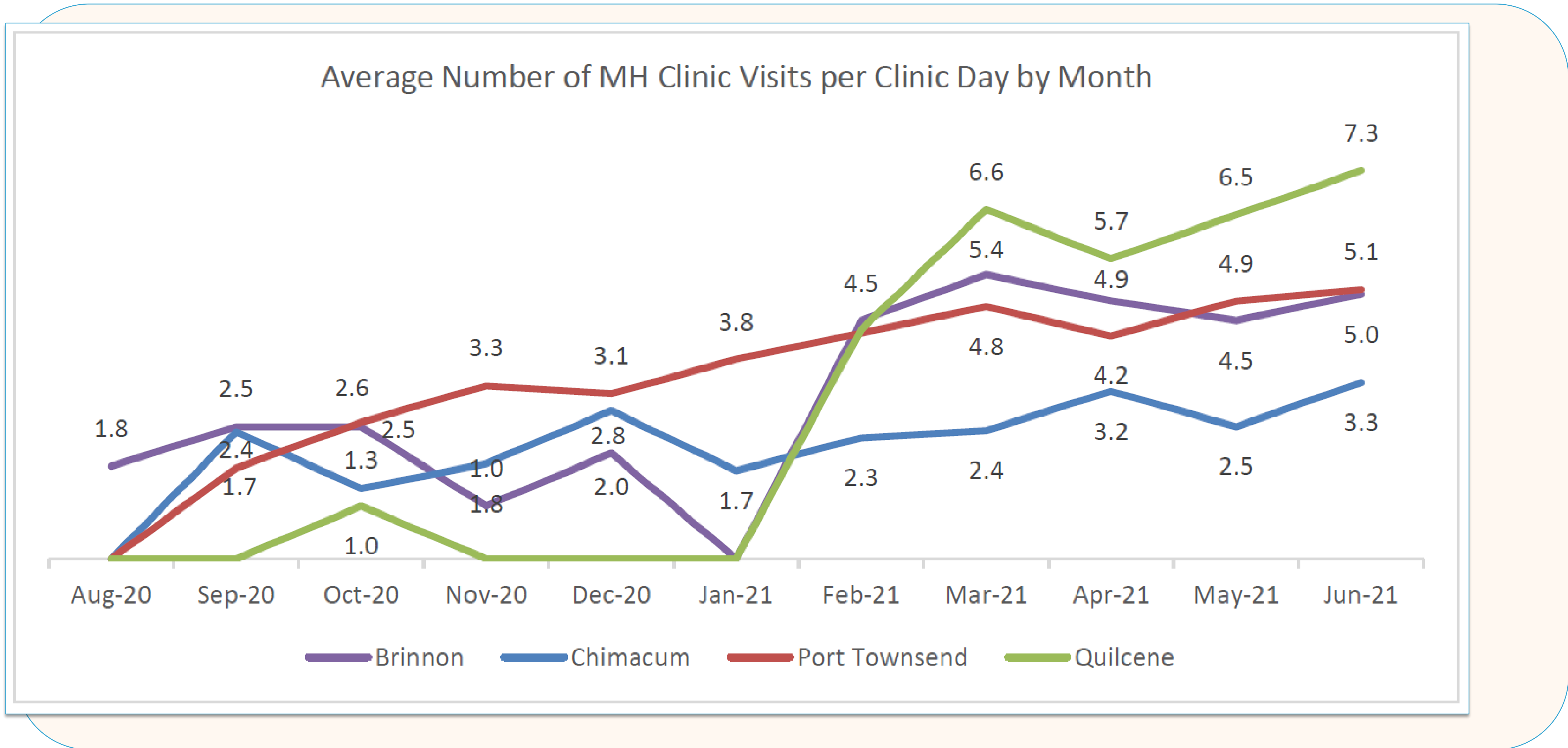
2020 – 2021 SBHC Annual Report

Mental Health Services – Users By Grade



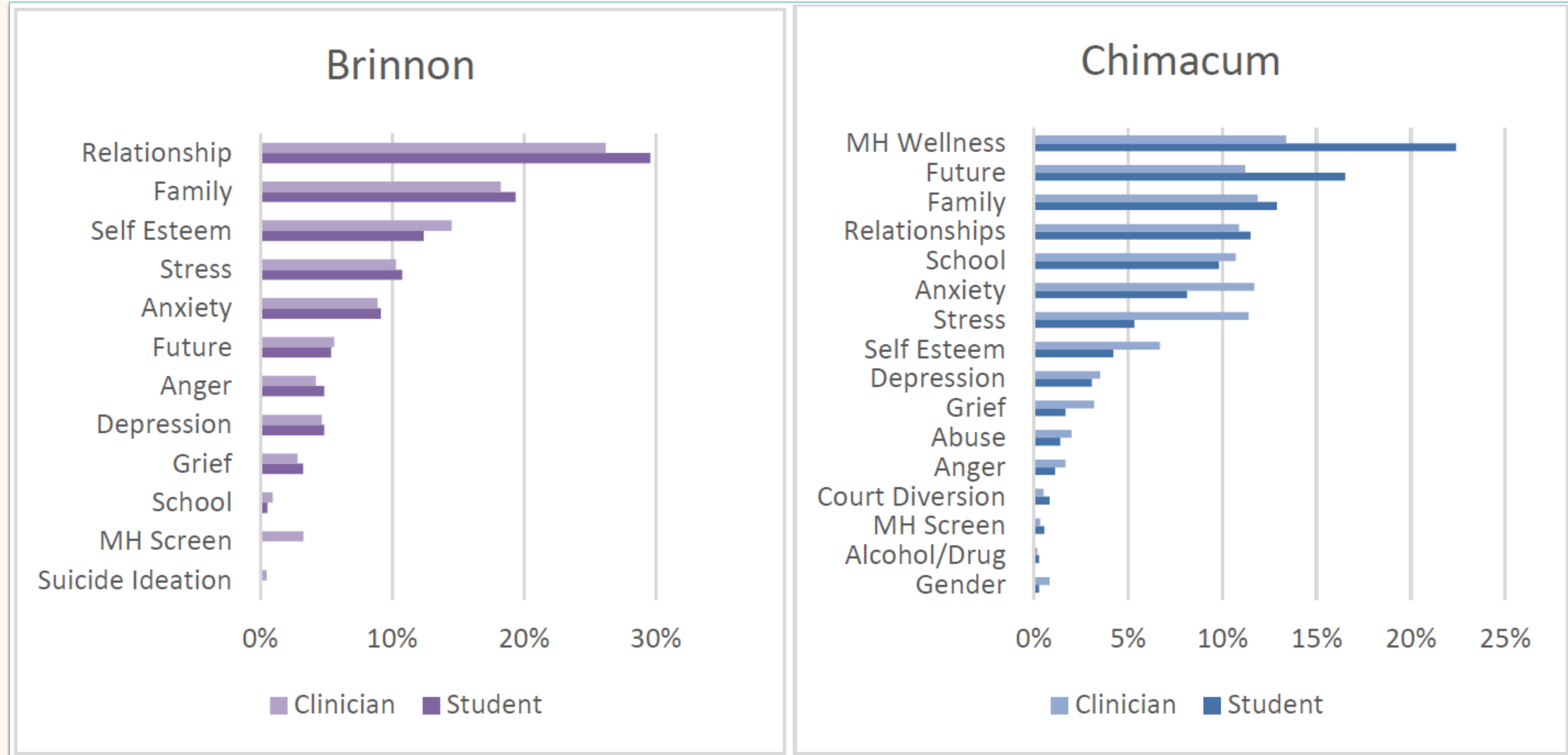
2020 – 2021 SBHC Annual Report

Mental Health Services – Average Number of Visits by Day by Month



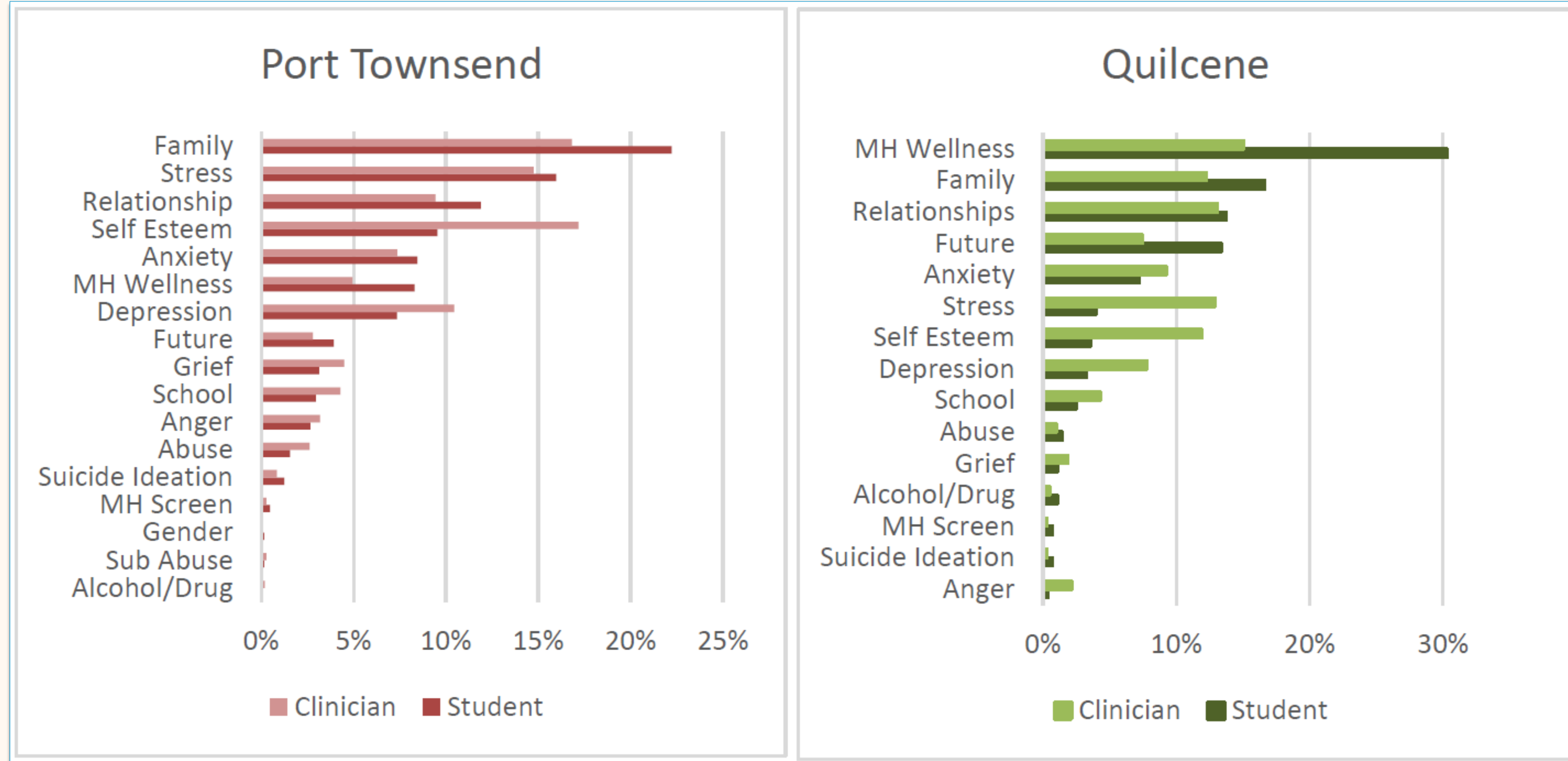
2020 – 2021 SBHC Annual Report

Mental Health Services – Visit Reasons



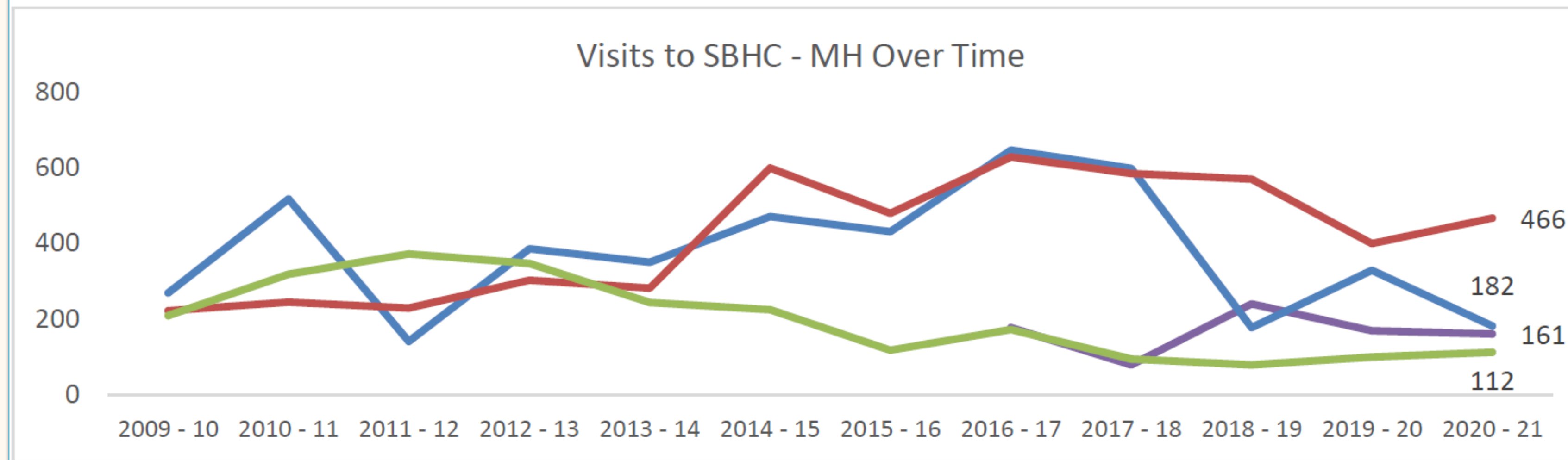
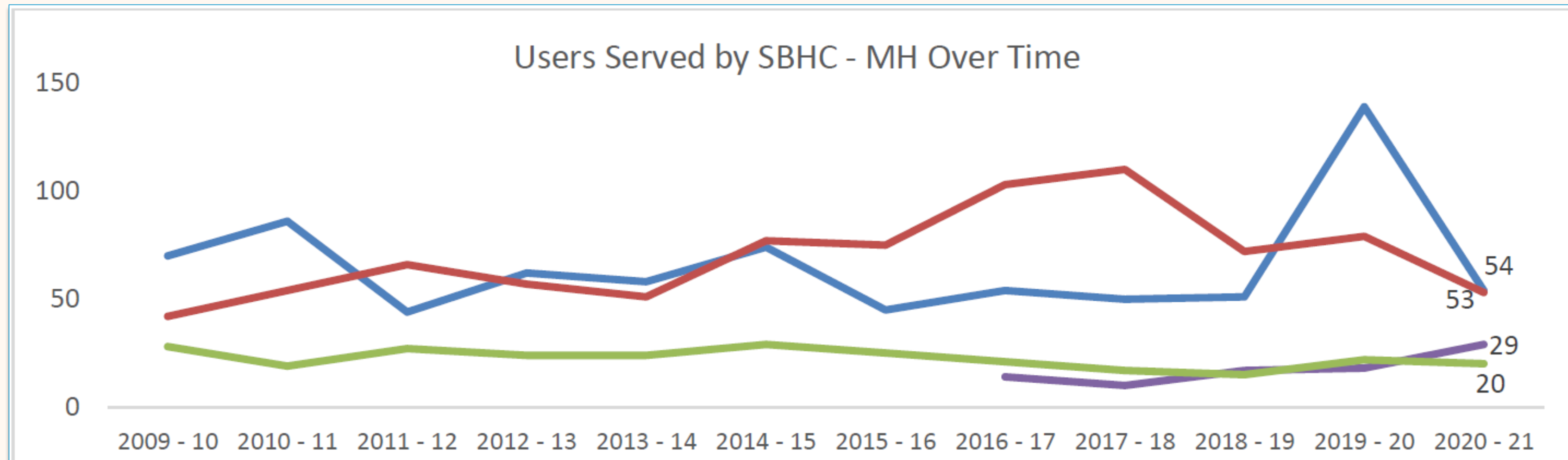
2020 – 2021 SBHC Annual Report

Mental Health Services – Visit Reasons



2020 – 2021 SBHC Annual Report

Mental Health Services – Visits Over Time



Draft Behavioral Health Update

Behavioral Health Services By School District / School & Adult/Student Suicide Prevention Training

	Primary School BH Services	Elementary School BH Services	Middle/Jr School BH Services	High School BH Services	Adult/Professional Learning Suicide Prevention Skills	Student Learning Suicide Prevention Skills
Brinnon	<p>Current Provider: Jumping Mouse Funder: 1/10th of 1% Timing: Ends ?? Impact: Serves ??#kids</p>		N/A	N/A	<p>Current & Future? Provider & Topic: Jumping Mouse offering class to Primary and Elementary ?paraprofessionals and Teachers? “how to build relationships and help kids who have experienced trauma” Funder: 1x Private Funder thru JCF-\$15K Timing: ?2021 Winter Break? Beyond? Impact: Serves # of paraprofessionals?</p>	?
Chimacum	<p>Current Provider: Jumping Mouse Funder: 1/10th of 1%? Private Grant? Timing: Ends ?? Impact: <u>Serves ??</u> 8 kids</p> <p>Future Provider: Jumping Mouse to build-out therapy space Funder: ?? Timing: Fall 2022 Ends ?? Impact: Serves ??#kids</p>		<p>Current Provider: MCS – Rebecca Williams Funder: Empowered Teen Coalition Timing: Thru January 2022 Impact: Every Friday, avg 9/wk 44 students in Oct ‘21 for 30, 45 or 60 Minute sessions</p> <p>Future Provider: MCS Funder: ESD/ 1/10th of 1%? Timing: Thru June 2023? Impact: ?? day/wk? # kids?</p> <p>Provider: DBH Funder: ESD/ 1/10th of 1%? Timing: Thru June 2023? Impact: ?? day/wk? # kids?</p>		<p>Current & Future? Jumping Mouse offering class to Primary and Elementary paraprofessionals and Teachers “how to build relationships w/ kids who have experienced trauma” Funder: 1x Private Funder thru JCF-\$15K Timing: ?2021 Winter Break? Beyond? Impact: Serves # of paraprofessionals?</p> <p>Provider & Topic: Jumping Mouse potentially offering class to Administrators on “Using trauma-informed lens to look at school systems, if appropriate resources is identified.” Funder: ?? Timing: ?? Impact: Serves # of Administrators?</p>	

Behavioral Health and Suicide Prevention Related Services & Training by School District
 Current and Planned
 Funded by and Through What Time Frame

Draft Behavioral Health Update

Behavioral Health Services By School District / School & Adult/Student Training

	Primary School BH Services	Elementary School BH Services	Middle/Jr School BH Services	High School BH Services	Adult/Professional Learning Suicide Prevention Skills	Student Learning Suicide Prevention Skills
Port Townsend	<p><u>?Current</u> Provider: ?MCS Funder: ESSER (COVID) \$\$ Timing: Funded Thru ?? Impact: ?Days/wk, # kids?</p>		<p>Current Provider: MCS - Megan Smith Funder: ESSER (COVID) \$\$ Timing: Funded Thru ?? Impact: Tuesdays, Avg 8/wk Have 12 currently, 5 pending paperwork, a few more referrals 18-20 kids by year end</p>	<p>Current Provider: MCS - Megan Smith Funder: ESSER (COVID) \$\$ Timing: Funded thru ?? Impact: Th/Fri, Avg 8/wk Have 16 currently, ~20 kids by year end</p>		
Quilcene	<p>Current – Across K-12 Provider: MCS – Ann H. Murray Funder: <u>?Empowered Teen Coalition</u> or is it School District ?? Timing: ?Thru January 2022? Impact: Every Tuesday, avg 7/wk 7 regulars, 12 total who need to be seen, and are fit in any spare timeslots Fairly even distribution across grades with a few more in early elementary and late HS</p>					

Behavioral Health and Suicide Prevention Related Services & Training by School District
 Current and Planned
 Funded by and Through What Time Frame

Interim Behavioral Health Funds

BHAC Voted on these Funds 10/28/2021

Brinnon SD	\$410 x 1 day/wk x 8 school weeks - \$3,280
Quilcene SD	\$410 x 1 day/wk x 8 school weeks - \$3,288
Chimacum SD	\$410 x 2 day/wk x 8 school weeks - \$6,560
Port Townsend SD	\$410 x 2 day/wk x 8 school weeks - \$6,560

Pfeiffer House – Sustainable Living Project - Young Adults aged 18-24

- Living space for up to 5-10 emerging adult and/or young families (children)
- A Resource Center for meetings and shared events for residents and community providers
- A drop-in support/resource center for 16-24 youth and young adults
- Full support services to help residents transition successfully towards meeting the full responsibilities necessary for adult independent living
- On site mental health support with LMHP



Pfeiffer House - Sustainable Living Project
910 Lawrence St. Port Townsend
Kelli Dillingham Parcher | 360-301-355

Pfeiffer House – Current Support Demographics

Male:	3 – 18-24 y.o.a
Female:	4 – 19-23 y.o.a
Children:	1 – 3 weeks ago 1 – 2 years old 1 – Child due in February 2022

Pfeiffer House has 18 pending referrals as of August 10th

Questions?

Thank You